

# Kuehn™ Bevel Order Form

Account #: \_\_\_\_\_


Company Name: \_\_\_\_\_

Customer PO #: \_\_\_\_\_


Ordered by: \_\_\_\_\_

Phone #: \_\_\_\_\_


**Fax: 888-558-2237**




Qty: \_\_\_\_\_  
**Type 1**  
 Flat Back  
 1-9/16"H x 5/16" W




Qty: \_\_\_\_\_  
**Type T**  
 Tongue On Back  
 1-9/16"H X 5/16" W




Qty: \_\_\_\_\_  
**Type 2**  
 Step Back  
 1-9/16"H X 5/16" W  
 (7/16" Bottom)




Qty: \_\_\_\_\_  
**Type 3**  
 Double Bevel  
 1-9/16"H X 5/16" W



Qty: \_\_\_\_\_  
**Backsplash**  
**3/4**  
 4" H X 3/4" W



Qty: \_\_\_\_\_  
**Backsplash**  
 5-1/2" H x 3/8" W  
 (1" W Top for scribe)



Qty: \_\_\_\_\_  
**Type 4**  
 3" H x 5/16" W  
 7/16" Bottom  
 High Bevel  
 (Step back only)



Qty: \_\_\_\_\_  
**High Apron**  
**Single Bevel**  
 Step Back  
 6" H X 5/16" W  
 (7/16 Bottom)



Qty: \_\_\_\_\_  
**High Apron**  
**Double Bevel**  
 Step Back  
 6"H X 5/16" W  
 (7/16 Bottom)

**Select Brand:**



Formica

Nevamar

Wilsonart

Pionite

**Select Type:**

**Face** - Apply to all  
**Color Name:** \_\_\_\_\_  
**Lam. Color # & Finish:** \_\_\_\_\_

**Top Bevel** - Apply to all  
**Color Name:** \_\_\_\_\_  
**Lam. Color # & Finish:** \_\_\_\_\_

**Bottom Bevel** - Apply to Type 3 High apron, double bevel and chair rail & casing.  
**Color Name:** \_\_\_\_\_  
**Lam. Color # & Finish:** \_\_\_\_\_

**Top** - Apply to Backsplash, chair rail, casing & baseboard  
**Color Name:** \_\_\_\_\_  
**Lam. Color # & Finish:** \_\_\_\_\_

# Kuehn™ Bevel Order Form



Qty: \_\_\_\_\_

**Kurv 1**

Flat Back

Seamless Single Bevel

1-9/16"H x 5/16" x 144"W

**Color Name:** \_\_\_\_\_

**Lam. Color # & Finish:** \_\_\_\_\_

Qty: \_\_\_\_\_

**Kurv 1-T**

T Back



Qty: \_\_\_\_\_

**Kurv 3**

Flat Back

Subtle Single Kurv

1-9/16"H x 5/16" x 144"W

**Color Name:** \_\_\_\_\_

**Lam. Color # & Finish:** \_\_\_\_\_

Qty: \_\_\_\_\_

**Kurv 3-T**

T Back



Qty: \_\_\_\_\_ Finished end for image only.

**Kurv 1 Backsplash**

Top has seamless single bevel

4"H x 3/4" x 144"W

**Color Name:** \_\_\_\_\_

**Lam. Color # & Finish:** \_\_\_\_\_



Qty: \_\_\_\_\_

**Kurv 2**

Flat Back

Seamless Double Bevel

1-9/16"H x 5/16" x 144"W

**Color Name:** \_\_\_\_\_

**Lam. Color # & Finish:** \_\_\_\_\_

Qty: \_\_\_\_\_

**Kurv 2-T**

T Back



Qty: \_\_\_\_\_

**Kurv 4**

Flat Back

Subtle Double Kurv

1-9/16"H x 5/16" x 144"W

**Color Name:** \_\_\_\_\_

**Lam. Color # & Finish:** \_\_\_\_\_

Qty: \_\_\_\_\_

**Kurv 4-T**

T Back



Qty: \_\_\_\_\_ Finished end for image only.


**Kurv 3 Backsplash**

Top has single subtle kurv

4"H x 3/4" x 144"W

**Color Name:** \_\_\_\_\_

**Lam. Color # & Finish:** \_\_\_\_\_



Qty: \_\_\_\_\_

Flat Back

**Kurvelle**

True Ogee Edge

4"H x 3/4" x 144"W

**Color Name:** \_\_\_\_\_

**Lam. Color # & Finish:** \_\_\_\_\_

Qty: \_\_\_\_\_

T Back

