

**SECTION V - TABLE OF CONTENTS**

**Section V Contents:**

Routers.....2-6  
 Sanders, Air.....6-11  
 Sanders, Electric.....11-14  
 Drills & Air Hammers.....15-17  
 Pinners, Staplers and Nailers.....18-20  
 Air Tool Oil and Blow Guns.....21-23  
 Air Tool Fittings.....24-25  
 Air Line Accessories.....26-28  
 Air Hose and Fittings.....28-29  
 Dust Extractors.....30-31  
 Inspection Lighting.....32  
 Heat Guns.....33  
 Domino and Biscuit Joiners.....34-35  
 Jigsaws.....36-37  
 Track Saws and Accessories.....38-39  
 Miter and Table Saws, Planers.....40



↑ Sanders, Air & Electric →  
pages V-6 - V-14



Routers, →  
pages V-2 - V-6



↑ Staplers, Pinners & Nailers,  
pages V-18 - V-20



Belt Sanders, →  
page V-14



Drills, ↑  
pages V-15 - V-17

Dust Extraction, →  
page V-30 - V-31



Air Tools & Hose Fittings,  
↑ pages V-24 - V-29



Joiners, pages V-34 - V-35 ↑



Track Saws, page V-38 ↑

A  
B  
C  
D  
E  
F  
G  
H  
I  
J  
K  
L  
M  
N  
O  
P  
Q  
R  
S  
T  
U  
V  
W  
X  
Y

A  
B  
C  
D  
E  
F  
G  
H  
I  
J  
K  
L  
M  
N  
O  
P  
Q  
R  
S  
T  
U  
V  
W  
X  
Y

**ROUTERS**



**Colt™ Palm Router, 1 HP**



- Variable speed dial is conveniently mounted on top of the tool body
- Simple depth adjustment, just align and lower the motor and then lock the router in position with the clamping level
- Micro-fine adjustments via wheel on the back of the router's base
- Accepts standard 1/4 In. bits with max cutter diameter of 1-5/16"
- Includes: Fixed Base, 1/4 In. Self-Releasing Collet Chuck, Shaft Wrench and Collet Wrench

Item #	AMPS	Soft Start	Collet Capacity	RPM
BLPR20EVS	5.6	Yes	1/4"	16,000 - 35,000



**Palm Router, 1-1/4 HP**



- PR101 fixed base features macro- and micro-fine depth adjustment and a centerable round subbase for easy guidance
- Rugged 360° (non-split) aluminum base housing with wide-bit capacity that accepts bits up to 1-5/16 in. wide.
- Durable spindle lock allows for fast, easy bit changes
- Includes: Self-releasing collet chuck collet chuck wrench

Item #	AMPS	Soft Start	Collet Capacity	RPM
BLGKF125CEN	7.0	Yes	1/4"	16,000 - 35,000



**Fixed Base Router, 2-1/4 HP**



- Microfine bit-depth adjustment
- Right/left switch location for user preference and consistency (motor does not rotate during depth adjustment)
- Dust-sealed power switch
- Fixed base has threaded holes for mounting to router table positioned in common 3-hole pattern
- Includes: Fixed-base with system for adjusting bit height from above a router table

Item #	AMPS	Soft Start	Collet Capacity	RPM
BL1617EVS	12.0	Yes	1/4", 3/8", 1/2", 8mm	8,000 - 25,000

**ROUTERS**



**Laminate Trim Router, 5/8 HP**

**PORTER CABLE.**

- On/Off switch located front and center
- Micro-set collar for quick and accurate bit height adjustments
- LED light for better visibility
- Quick release base
- Fine micro-height adjustment
- Includes: Fixed base, 1/4" Collet, Collet Wrench and Straight Edge Guide

Item #	AMPS	Soft Start	Collet Capacity	RPM
RKPCE6430	4.5	No	1/4"	31,000



**Fixed Base Router, 1-3/4 HP**

**PORTER CABLE.**

- Cam lock lever enables simple coarse height adjustments and motor release
- Micrometer depth adjuster accurate to 1/128"
- Dust-sealed switch and sealed ball bearing construction
- Auto-release collet system allows for easy bit removal
- Under table stop prevents motor from inadvertently rotating out of base
- Includes: 1/4" and 1/2" collets and collet wrench, fixed base, collet wrench

Item#	AMPS	Soft Start	Collet Capacity	RPM
RK690LR	11.0	Yes	1/4" & 1/2"	27,500



**Fixed Base Router, 1-3/4 HP**

**PORTER CABLE.**

- GripVac handle allows for both single hand gripping and enhanced router control when used with standard knob.
- D-handle incorporates trigger switch with "lock-on" feature.
- Micrometer depth adjuster accurate to 1/128".
- Dust-sealed switch and sealed ball bearing construction for durability.
- Precision machined aluminum housing and base.
- Auto-release collet system allows for easy bit removal.
- Includes: D-handle base, 1/4" and 1/2" collets and collet wrench

Item#	AMPS	Soft Start	Collet Capacity	RPM
RK691	11.0	Yes	1/4" & 1/2"	27,500

A  
B  
C  
D  
E  
F  
G  
H  
I  
J  
K  
L  
M  
N  
O  
P  
Q  
R  
S  
T  
U  
V  
W  
X  
Y

**A ROUTERS**

B  
C  
D  
E  
F  
G  
H  
I  
J  
K  
L  
M  
N  
O  
P  
Q  
R  
S  
T  
U  
V  
W  
X  
Y



**Fixed Base Router, 2-1/4 HP**

**PORTER CABLE.**

- Full-time electronic feedback maintains motor speed
- Dual-position switch allows user to cut power while maintaining control of the router
- Spindle lock feature allows for single wrench bit changes
- Durable latch lever enables quick and simple coarse depth adjustments and motor release for transition between bases
- Rack and pinion adjustment provides fine depth settings to 1/128"
- Includes: 1/4" and 1/2" collets, collet wrench and carrying case

Item#	AMPS	Soft Start	Collet Capacity	RPM
RK892	12.0	Yes	1/4" & 1/2"	10,000 - 23,000



**Fixed Base Router, 3-1/4 HP**

**PORTER CABLE.**

- Auto release collet system allows for quick and easy bit removal and exchange.
- Precision machined aluminum motor housing and base.
- Dust-Sealed switch and sealed ball bearing construction for durability
- Base: 7" round
- Includes: Fixed base, 1/2" collet and collet wrench

Item#	AMPS	Soft Start	Collet Capacity	RPM
RK7519	15.0	Yes	1/2"	21,000



**Template Guides**

**PORTER CABLE.**

- Fit standard 1-3/16" diameter center hole router sub-bases

Item#	Purpose	I.D.	O.D.	Distance Past Base
RK42021	Stair Routing 1-1/8" Thick Treads	1-1/32"	1-1/4"	7/16"
RK42024	Lock Face Routing	21/32"	3/4"	9/16"
RK42045	For Use with Stanley T-3 Template	17/32"	5/8"	9/16"
RK42046	Omniijig Template	17/32"	5/8"	7/32"
RK42237	Lock Nut for All Template Guides			
RK42000	Template Guide Kit Contains Template #'s: 42024, 42036, 42027, 42033, 42045, 42057, 42042 and Lock Nut 42237 (2)			

**ROUTERS**

A  
B  
C  
D  
E  
F  
G  
H  
I  
J  
K  
L  
M  
N  
O  
P  
Q  
R  
S  
T  
U  
V  
W  
X  
Y



**MFK 700 EQ Edge Router**

**FESTOOL**

- Powerful 720 watt (6.0 amp) motor can easily tackle most trimming, profiling and routing applications with variable speed and detachable cord
- Vertical and horizontal extra-wide bases provides ample support area for maximum control especially near edges or on narrow stock
- Micro-adjustable depth control to 1/256 inch (1/10 mm) with dual locking columns for precise routing control
- Threaded insert to accept template guides and phenolic resin baseplate to easily glide on a surface without marring the material to be routed
- Includes: 1.5 degree horizontal base unit, 5/16" diameter collet, extraction hood, in SYSTAINER SYS 2 T-LOC

Item #	AMPS	Soft Start	Collet Capacity	RPM
FJ574368	6.0	Yes	1/4" - 5/16"	10,000 - 26,000



**OF 1010 EQ-F-Plus Router**

**FESTOOL**

- Ergonomic handle with full-grip is designed for increased control and reduced fatigue with power switch and speed control at the fingertips
- Provides a smooth 2-1/8" plunge action which enables you to maintain complete control with a quick and secure plunge lock
- MMC electronic controls provide constant speed under load for improved cut quality, step-less variable speed, and overload and thermal protection
- Micro-adjustable depth control to 1/256" (1/10 mm) which allows you to dial in your routing with tremendous precision
- Includes: SYSTAINER SYS 3 T-LOC

Item#	AMPS	Soft Start	Collet Capacity	RPM
FJ574691	9.0	Yes	1/4" - 5/16"	10,000 - 23,000



**OF 1400 EQ Plunge Router**

**FESTOOL**

- Ergonomic handle with full-grip is designed for increased control and reduced fatigue with power switch and speed control at the fingertips
- The OF 1400 EQ Router provides a smooth 2-3/4" plunge action on precision ground rods and a double column clamp with a quick and secure plunge lock
- Micro-adjustable depth control to 1/256" (1/10 mm) with ball detents which allows you to dial in your routing with tremendous precision
- MMC electronic controls provide constant speed under load for improved cut quality, step-less variable speed, and overload and thermal protection

Item#	AMPS	Soft Start	Collet Capacity	RPM
FJ574692	12.0	Yes	1/4 - 1/2"	10,000 - 22,500

**FESTOOL'S MOST VERSATILE ROUTER SEE WHY!**



**A SEAMING ROUTER/SANDERS, AIR**



BYSB7310  
Base Assembly

**Laminate Seaming Router, 3/4 HP**



- Cuts both pieces of laminate at the same time for a perfect seam
- Ideal when laminates come together at a miter - no difficult placement of a jig
- Joint can be cut in place, no need to remove laminate from position to cut
- Includes: solid carbide 1/8" diameter bit and adjusting wrenches

Item#	Collet Capacity	Speed (RPM)
BYS6430	1/4"	30,000
BYSB7310	Base Assembly Only	
BYEX125	Replacement Bit Only	



**Dynorbital® "Spirit", 5" & 6"**



- Floating rotor utilizes five blades, producing more usable power
- Throttle lever recesses into housing grip when depressed eliminating pressure-point on palm
- Lighter air-motor assembly, ideal for vertical and overhead sanding applications
- 3/8" orbit for aggressive sanding, 3/16" orbit for general sanding, and 3/32" for fine sanding

Note: Dust bag and hose not included with self generated units. See DY50617

**For Dynabrade  
Replacement Pads,  
See Section Q**

Item #	Size	Pad Type	Orbit	RPM	HP	Vacuum Type
DY59005	5"	PSA	3/8"	12,000	0.25	Non-Vacuum
DY59020	5"	PSA	3/16"	12,000	0.25	Non-Vacuum
DY59035	5"	PSA	3/32"	12,000	0.25	Non-Vacuum
DY59023	5"	PSA	3/16"	12,000	0.25	Self Generated
DY59038	5"	PSA	3/32"	12,000	0.25	Self Generated
DY59024	5"	PSA	3/16"	12,000	0.25	Central Vac
DY59039	5"	PSA	3/32"	12,000	0.25	Central Vac
DY59025	6"	PSA	3/16"	12,000	0.25	Non-Vacuum
DY59028	6"	PSA	3/16"	12,000	0.25	Self Generated
DY59029	6"	PSA	3/16"	12,000	0.25	Central Vac
DY59040	6"	PSA	3/32"	12,000	0.25	Non-Vacuum
DY59043	6"	PSA	3/32"	12,000	0.25	Self Generated
DY59044	6"	PSA	3/32"	12,000	0.25	Central Vac



**Dynorbital® "Supreme", 5" & 6"**



- Rotor utilizes five blades and produces more useable power; Composite rotor is stronger and has better lubricating qualities, enabling blades to last longer
- Rear exhaust

Item#	Size	Pad Type	Orbit	RPM	HP	Vacuum Type
DY56815	5"	PSA	3/16"	12,000	.28	Non-Vacuum
DY56826	6"	PSA	3/16"	12,000	.28	Non-Vacuum

**SANDERS, AIR**



For Dynabrade Replacement Pads, See Section Q

**Dynorbital® "Extreme", 5" & 6"**

- Recessed Throttle Lever eliminates pressure point on palm
- Integrated Comfort Platform provides enhanced ergonomic comfort
- Lip Seal Shroud allows for excellent vacuum performance
- Integrated Swivel Cuff provides secure, maneuverable vacuum connection
- Increased Port Size for better vacuum capture rate
- 3/16" orbit for general sanding; 3/32" for fine sanding



Item #	Size	Pad Type	Orbit	RPM	HP	Vacuum-Type
<b>PSA Pad</b>						
DYX51	5"	PSA	3/16"	12,000	.30	Non-Vacuum
DYX52	5"	PSA	3/32"	12,000	.30	Non-Vacuum
DYX61	6"	PSA	3/16"	12,000	.30	Non-Vacuum
DYX62	6"	PSA	3/32"	12,000	.30	Non-Vacuum
<b>Hook and Loop Pad</b>						
DYX51H	5"	Hook & Loop	3/16"	12,000	.30	Non-Vacuum
DYX52H	5"	Hook & Loop	3/32"	12,000	.30	Non-Vacuum
DYX61H	6"	Hook & Loop	3/16"	12,000	.30	Non-Vacuum
DYX62H	6"	Hook & Loop	3/32"	12,000	.30	Non-Vacuum
DYX51V	5"	Hook & Loop	3/16"	12,000	.30	Central Vac
DYX52V	5"	Hook & Loop	3/32"	12,000	.30	Central Vac
DYX61V	6"	Hook & Loop	3/16"	12,000	.30	Central Vac
DYX62V	6"	Hook & Loop	3/32"	12,000	.30	Central Vac



**Dust Collection System**

- For use with Dynabrade Self-Generated Vacuum tools



Item #	Description
DY50617	Dust Collection System (Hose and Bag)
DY50683	Replacement Hook Face Closure Bag Only



**Muffler Assemblies**

- Reduces sound levels of non-vacuum Dynorbital sanders to as low as 73 dB(A)
- Lightweight Kit is for older model Dynorbital sanders
- Dynorbital Supreme Kit is for all current models



Item#	Kit Type
DY56079	Lightweight
DY57112	Supreme
DY56027	Replacement Muffler Insert Only

A  
B  
C  
D  
E  
F  
G  
H  
I  
J  
K  
L  
M  
N  
O  
P  
Q  
R  
S  
T  
U  
V  
W  
X  
Y

A  
B  
C  
D  
E  
F  
G  
H  
I  
J  
K  
L  
M  
N  
O  
P  
Q  
R  
S  
T  
U  
V  
W  
X  
Y

**SANDERS, AIR**



**SurfPrep Low Profile, 3"**



- 3" sanders low-profile powerful design is perfect for use on flat or profiled surfaces
- Great for tight applications and hard-to-reach places, saving time from hand sanding
- The perfect choice for touch & repair spot sanding and 'inside radius' sanding
- Can easily be converted into a more "aggressive leveling sander" with the simple addition of a pad saver with SurfPrep Film cut sheets

Includes:

**SPSPSS3:** Sander, 12' Air Hose, Variety Pack of both Foam and Film abrasives as well as specialized accessories.

**SPSPS3:** Sander only

**MAINTAINING YOUR SURFPREP SANDER!**



Item #	Size	Pad Type	Orbit	RPM	HP	Vacuum Type
SPSPSS3	3"	Hook & Loop	3/16"	12,000	.28	Non-Vacuum
SPSPS3	3"	Hook & Loop	3/16"	12,000	.28	Non-Vacuum



**SurfPrep Orbital Sander, 3" x 4"**



- Low profile, compact footprint designed for use on flat surfaces, recessed corners, inside drawer boxes, profiled moldings, etc.
- Consistent sanded finish, no 'crossover scratch' or 'fish hook' marks when used with SurfPrep Foam/Film abrasives
- Reaches effortlessly into tight corners, sanding all areas completely with 12' highly flexible red ball swivel air hose, saving hundreds of dollars annually on costly air leaks by eliminating metal coupler/heavy rubber hose connections
- Can easily be converted into a more "aggressive leveling sander" with the simple addition of a pad saver with SurfPrep Film cut sheets

**Same function - 2 styles for user preference!**

Item #	Size	Pad Type	Orbit	RPM	HP	Vacuum Type
<b>Storm Sanding System</b>						
SPSPSS3X4	3" x 4"	Hook & Loop	3mm	10,000	.24	Non-Vacuum
SPSPSS3X4SGV	3" x 4"	Hook & Loop	3mm	10,000	.24	Self Generated
SPSPSS3X4CV	3" x 4"	Hook & Loop	3mm	10,000	.24	Central Vac
<b>Storm Sanders</b>						
SPSPS3X4	3" x 4"	Hook & Loop	3mm	10,000	.24	Non-Vacuum
SPSPS3X4CV	3" x 4"	Hook & Loop	3mm	10,000	.24	Central Vac
SPSPS3X4SGV	3" x 4"	Hook & Loop	3mm	10,000	.24	Self Generated



**SANDERS, AIR**



**SurfPrep "Trident" Sanders, 5" & 6"**



- Lightweight, durable composite body and a compact, recessed throttle lever
- Ergonomically balanced for added comfort and control for the operator
- Cutting edge 'cooling fan' creates air flow around the counter balance spindle bearing which enhances the life of the tool
- Motor assembly is constructed of hardened steel for the cylinder and both end plates
- 360° swivel exhaust grate allows operator to redirect air flow, no external cap/filter to lose or damage

Note: SurfPrep Systems include sander, air hose, an assortment of Foam and Film discs and specialized accessories.

Item #	Size	Pad Type	Orbit	RPM	HP	Vacuum-Type
<b>SurfPrep System</b>						
SPSPSS5	5"	Hook & Loop	3/16"	12,000	.28	Non-Vacuum
SPSPSS6	6"	Hook & Loop	3/16"	12,000	.28	Non-Vacuum
SPSPSS6CV	6"	Hook & Loop	3/16"	12,000	.28	Central Vac
SPSPSS6SGV	6"	Hook & Loop	3/16"	12,000	.28	Self Generated
<b>PSA Pad</b>						
SPSPTS5PSA316	5"	PSA	3/16"	12,000	.28	Non-Vacuum
SPSPTS5PSA332	5"	PSA	3/32"	12,000	.28	Non-Vacuum
SPSPTS6PSA316	6"	PSA	3/16"	12,000	.28	Non-Vacuum
SPSPTS6PSA332	6"	PSA	3/32"	12,000	.28	Non-Vacuum
<b>Hook and Loop Pad</b>						
SPSPTS5HL316	5"	Hook & Loop	3/16"	12,000	.28	Non-Vacuum
SPSPTS5HL332	5"	Hook & Loop	3/32"	12,000	.28	Non-Vacuum
SPSPTS6HL316	6"	Hook & Loop	3/16"	12,000	.28	Non-Vacuum
SPSPTS6HL332	6"	Hook & Loop	3/32"	12,000	.28	Non-Vacuum
SPSPTS5HL316SGV	5"	Hook & Loop	3/16"	12,000	.28	Self Generated
SPSPTS5HL332SGV	5"	Hook & Loop	3/32"	12,000	.28	Self Generated
SPSPTS6HL316SGV	6"	Hook & Loop	3/16"	12,000	.28	Self Generated
SPSPTS6HL332SGV	6"	Hook & Loop	3/32"	12,000	.28	Self Generated
SPSPTS5HL316CV	5"	Hook & Loop	3/16"	12,000	.28	Central Vac
SPSPTS5HL332CV	5"	Hook & Loop	3/32"	12,000	.28	Central Vac
SPSPTS6HL316CV	6"	Hook & Loop	3/16"	12,000	.28	Central Vac
SPSPTS6HL332CV	6"	Hook & Loop	3/32"	12,000	.28	Central Vac

**For SurfPrep Abrasives and Backup pads,  
See Section Q**

A  
B  
C  
D  
E  
F  
G  
H  
I  
J  
K  
L  
M  
N  
O  
P  
Q  
R  
S  
T  
U  
V  
W  
X  
Y

A  
B  
C  
D  
E  
F  
G  
H  
I  
J  
K  
L  
M  
N  
O  
P  
Q  
R  
S  
T  
U  
V  
W  
X  
Y

**SANDERS, AIR**



**SurfPrep Orbital Sander, 3-2/3" x 7"**




- The 3-2/3" X 7" large footprint is perfect for sanding large/flat surface areas where round sanders do not fit
- Reaches effortlessly into corners, sanding all areas completely with 12' highly flexible red ball swivel air hose

Note: Non-Vacuum models shown. Self-Generated Vacuum and Central Vacuum set-ups available.

**Includes: SPSPSS3X7:** Sander, 12' Air Hose, Variety Pack of both Foam and Film abrasives as well as specialized accessories. **SPSPS3X7:** Sander only.

Item #	Size	Pad Type	Orbit	RPM	HP	Vacuum Type
SPSPSS3X7	3-2/3" x 7"	Hook & Loop	3/16"	10,000	.24	Non-Vacuum
SPSPS3X7	3-2/3" x 7"	Hook & Loop	3/16"	10,000	.24	Non-Vacuum



**SurfPrep Sander Accessories**



Item #	Description
<b>Exhaust Kits</b>	
A	SPSP10KEK (shown) Exhaust Kit, for use with 3X4 and 3-2/3 X7 air sanders
A	SPSP12KEK Exhaust Kit, for use with 3" air sanders and Original (Storm) 5" and 6" air sanders
A	SPSP12KEK Exhaust Kit, for use with Trident 5" and 6" air sanders
<b>Air Hoses</b>	
B	SPSP12H 12' air hose with ball swivel and 1 oz bottle air tool oil
B	SPSP24H (shown) 24' air hose with ball swivel and 1 oz bottle air tool oil
<b>Vacuum Bags</b>	
C	SPSPVB (shown) Replacement Vacuum Bag
C	SPSPVBI Vacuum Bag Inserts, Pack of 10
<b>SurfPrep Lubricating Oil</b>	
-	SPSPTOIL Tool Oil, 1 fl. oz.
<b>3" x 4" Sander Screws</b>	
-	SPSPA0766 Backup Pad Replacement Screws, 1 piece

**SANDERS, AIR & ELECTRIC**

A  
B  
C  
D  
E  
F  
G  
H  
I  
J  
K  
L  
M  
N  
O  
P  
Q  
R  
S  
T  
U  
V  
W  
X  
Y



**3M™ Elite Series, 5"**



- Stikit™ Pad included with each sander
- Extended cover with 3M™ Gripping Material reduces vibration
- Aluminum housing for added durability
- Internal muffler provides less breakage, SGV 6 dB quieter

Item #	Size	Pad Type	Orbit	RPM	HP	Vacuum Type
MM28498	5"	PSA	3/32"	12,000	.28	Non-Vacuum
MM28497	5"	PSA	3/16"	12,000	.28	Non-Vacuum



**3M™ Original Series, 5"**



- Precision-balanced steel workings run smoothly with less vibration, ideal for high production industrial environments
- Aluminum body and durable composite cover reduce cracked housings and downtime

Item #	Size	Pad Type	Orbit	RPM	HP	Vacuum Type
MM20317	5"	PSA	3/16"	12,000	.24	Non-Vacuum



**SurfPrep "Ray" Sanders, 3" x 4", Electric**



- The tool's computer board is completely protected with a patented rubberized seal preventing environmental contamination
- Patented spindle bearing fan enhances life by keeping motor & bearings at a lower temperature
- Two override protection programs to enhance the life of the tool

Note: Sanding Systems include sander as well assortment of Foam and Film abrasives and specialized accessories.

**Plugs directly into wall**

Item #	Size	Pad Type	Orbit	RPM	Vacuum Type
<b>Ray Sanding System</b>					
SPSPSS3X4	3" x 4"	Hook & Loop	3mm	4,000 - 9,000	Non-Vacuum
SPSPSS3X4CV	3" x 4"	Hook & Loop	3mm	4,000 - 9,000	Central Vac
<b>Ray Sanders</b>					
SPSPES-3X4	3" x 4"	Hook & Loop	3mm	4,000 - 9,000	Non-Vacuum
SPSPES3X4CV	3" x 4"	Hook & Loop	3mm	4,000 - 9,000	Central Vac

A  
B  
C  
D  
E  
F  
G  
H  
I  
J  
K  
L  
M  
N  
O  
P  
Q  
R  
S  
T  
U  
V  
W  
X  
Y

## SANDERS, ELECTRIC



5" Ray Sander

### SurfPrep "Ray" Sanders, 5" & 6", Electric



- Patented spindle bearing fan enhances life by keeping motor & bearings at a lower temperature
- Quick-stop speed reduction stops backup pad from spinning when pressure is taken off of throttle lever
- Downforce Overload System' protects from excessive pressure
- Temperature Overheat System' monitors temperature of internal electronic systems

Plugs directly into wall

NOTE: SPSPESS5HL332 System includes sander as well assortment of Foam, Film and Paper discs and Pad Saver.

Item #	Size	Pad Type	Orbit	RPM	Vacuum Type
<b>SurfPrep System</b>					
SPSPES5HL332	5"	Hook & Loop	3/32"	4,000 - 10,000	Non-Vacuum
<b>PSA Pad</b>					
SPSPES5PSA316	5"	PSA	3/16"	4,000 - 10,000	Non-Vacuum
SPSPES5PSA332	5"	PSA	3/32"	4,000 - 10,000	Non-Vacuum
SPSPES6PSA316	6"	PSA	3/16"	4,000 - 10,000	Non-Vacuum
SPSPES6PSA332	6"	PSA	3/32"	4,000 - 10,000	Non-Vacuum
<b>Hook and Loop Pad</b>					
SPSPES5HL316	5"	Hook & Loop	3/16"	4,000 - 10,000	Non-Vacuum
SPSPES5HL332	5"	Hook & Loop	3/32"	4,000 - 10,000	Non-Vacuum
SPSPES6HL316	6"	Hook & Loop	3/16"	4,000 - 10,000	Non-Vacuum
SPSPES6HL332	6"	Hook & Loop	3/32"	4,000 - 10,000	Non-Vacuum
SPSPES5HL316CV	5"	Hook & Loop	3/16"	4,000 - 10,000	Central Vac
SPSPES5HL332CV	5"	Hook & Loop	3/32"	4,000 - 10,000	Central Vac
SPSPES6HL316CV	6"	Hook & Loop	3/16"	4,000 - 10,000	Central Vac
SPSPES6HL332CV	6"	Hook & Loop	3/32"	4,000 - 10,000	Central Vac



### Rotex RO 150 FEQ Sander



- Three tools in one for coarse sanding, fine sanding, and polishing
- FastFix sanding pad system, tool-less
- Eccentric motion for high-quality, scratch-free surfaces
- Sanding up to the edge thanks to the Festool Protector
- Includes: SYSTAINER SYS 3 T-LOC

Item #	Size	Pad Type	Orbit	RPM	Vacuum Type
FJ575074	6"	Hook & Loop	3/16"	3,300 - 6,800	Central Vac

**SANDERS, ELECTRIC**



**ETS EC 125/3 EQ-Plus Sander, 5"**

**FESTOOL**

- This low profile sander features the EC-TEC® brushless motor offers long-life and low-vibration
- Features Jetstream dust extraction, extraction connection signal, electronic active vibration stop and carbide-tipped sanding brakes
- Includes: SYSTAINER SYS 2 T-LOC

Item #	Size	Pad Type	Orbit	RPM	Vacuum Type
FJ571897	5"	Hook & Loop	1/8" (3mm)	6,000 - 10,000	Central Vac



**ETS EC 150/3 EQ and EC 150/5 EQ REQ Sanders**

**FESTOOL**

- Brushless EC-TEC motor
- Features automatic dust control, integrated sanding pad brake and the unique Vibration Control System
- Stepless speed preselection, constant speed even under load
- Includes: SYSTAINER SYS 2 T-LOC

Item #	Size	Pad Type	Orbit	RPM	Vacuum Type
FJ575039	6"	Hook & Loop	1/8" (3mm)	6,000 - 10,000	Central Vac
FJ575051	6"	Hook & Loop	3/16" (95mm)	6,000 - 10,000	Central Vac



**ETS 125 REQ Sander, 5"**

**FESTOOL**

- Compact in size and weighing only 2.4 lbs, perfect for extended vertical and overhead use
- Step-less variable speed allows you to adjust to the needs of the application
- Balanced vibration stop (VS) design delivers better finish results,
- Jetstream design delivers highly efficient dust removal, resulting in cleaner air, better finishes, and longer abrasive and pad life
- Includes: SYSTAINER SYS 2 T-LOC

Item #	Size	Pad Type	Orbit	RPM	Vacuum Type
FJ574993	5"	Hook & Loop	.079" (2mm)	6,000 - 14,000	Central Vac



**Mobile Workshop MW 1000**

**FESTOOL**

- Stable worktop comprising perforated top and aluminum profile offers flexible clamping and attachment options
- Easy to transport up and down steps due to the large, rubber-lined, shock-resistant wheels
- Includes: SYS-AZ-MW 1000 pull-out drawer, TSB/1-MW 1000 table

<b>Item #</b>
FJ203802

**A SANDERS, ELECTRIC**



GSBWHL5



**GEM Electric Orbital Sander, 11"**

- Runs at 1,700 "orbits" minute without the possibility of creating the swirl marks associated with high-speed rotary buffers
- GEM's counter weight system is well balanced and smooth running, so you can guide the sander over the surface and let the 18 lbs. of weight do the work for you
- GEM's orbital action sands, polishes and finishes with a motion like that of the human hand
- Sands equally well and uniformly on solid surface and wood products
- Comes with a Hookit fastening system

Features:

- Heavy-duty ball bearing capacitor motor
- No gears to grind or strip out
- No armature winding to burn out
- No carbon brushes to burn out
- Exclusive removable shaft system
- Sands, polishes and finishes

**NOT JUST FOR  
SOLID SURFACE  
SANDING!**

Item #	Description	Pad Size	RPM
GSBWHL	Sander without Shroud	11"	1,700
GSBWHL5	Sander with Shroud	11"	1,700
GSC515CH	Drive Pad, Standard		
GSC515HDH	Drive Pad, Firm		
GS112	Shroud only		



**Right Angle Sander, 5"**

**PORTER CABLE.**

- Electronic variable speed dial 2,500 - 6,800 RPM
- Amps: 4.0
- Included: PSA pad, abrasive disc

Item #	Size	Pad Type	RPM	Vacuum-Type
RK7345	5"	PSA	2,500 - 6,800	Non-Vacuum



**Belt Sander, Variable Speed**

**PORTER CABLE.**

- Variable-speed dial (850 - 1,300 SFPM)
- Designed for flush sanding up to vertical surfaces
- Dust bag swivels 360 degrees
- Fingertip belt-tracking knob
- Quick-release belt change lever
- Motor is located over platen for maximum performance and balance

Item#	Description
RK352VS	3" x 21" Belt Sander
RK692639	Replacement Dust Bag

**CORDLESS DRILLS**

A  
B  
C  
D  
E  
F  
G  
H  
I  
J  
K  
L  
M  
N  
O  
P  
Q  
R  
S  
T  
U  
V  
W  
X  
Y



**Cordless Drill CXS Li 2.6, 10.8V Lithium Ion** **FESTOOL**

- 3 tools in 1, FastFix enables the use of the Centrotec chuck, a keyless chuck and right angle attachment for gaining access to tight spaces
- Tough inside and out, the CXS features sophisticated electronics that protect the tool and batteries from overcurrent, undervoltage, and overheating.
- An ultra-compact design weighing in at less than 2lbs for maximum comfort during extended use.
- Extremely long battery life and recharge time of only 45 minutes
- **Includes:** 2x battery pack BP-XS, charger MXC, belt clip, CENTROTEC bit holder and chuck, FastFix keyless chuck 3/8", PH 2 bit, right angle chuck, in SYSTAINER SYS 1 T-LOC

Item#	Voltage	Battery Type	Chuck Size	Batteries Included
FJ564535	10.8V	Lithium Ion	1/32" - 3/8"	(2) 2.6 Ah



FJ564514

**Cordless Drill TXS Li 2.6, 10.8V Lithium Ion** **FESTOOL**

- Advanced features like LED illumination, fuel gauge, bit storage, and removable & reversible belt clip
- Everything you expect from a full-sized drill in a compact package weighing in at less than 2 lbs.
- Easily drill and drive into tight spaces with the optional right-angle chuck with 16 settings while maintaining a compact length

**Includes:** MXC Charger, 10.8 V Battery, Lithium Ion 2.6 Ah (2x), 3/8" Keyless Chuck, Centrotec Chuck, BH 60 Centrotec Bit Holder, PH 2 Bit, SYSTAINER SYS 1 T-LOC, FastFix Right Angle Chuck (FJ564514 only)

Item #	Voltage	Battery Type	Chuck Size	Batteries Included
FJ564513	10.8V	Lithium Ion	1/32" - 3/8"	(2) 2.6 Ah
FJ564514	10.8V	Lithium Ion	1/32" - 3/8"	(2) 2.6 Ah



**1/2" Cordless Compact Drill/Driver, 20V** **DEWALT**

- Compact, lightweight design fits into tight areas
- High speed transmission delivers 2 speeds (0-450 & 1,500 rpm)
- 1/2" single sleeve ratcheting chuck provides tight bit gripping strength
- Ergonomic handle delivers comfort and control

Item#	Voltage	Battery Type	Chuck Size	Batteries Included
DWDCD771C2	20V	Lithium Ion	1/2"	(2) 1.3 Ah

A  
B  
C  
D  
E  
F  
G  
H  
I  
J  
K  
L  
M  
N  
O  
P  
Q  
R  
S  
T  
U  
V  
W  
X  
Y

## CORDLESS DRILLS



### Flexiclick® 5-in-1 Drill/Driver System, 12V



- Two speed settings
- Magnetic bit holder for basic driving
- Four additional attachments – a locking bit holder, a keyless chuck, an offset angle and a right angle

Item#	Voltage	Battery Type	Chuck Size	Batteries Included
BLGSR12V-4ATT	12V	Lithium Ion	1/4"	(2) 2.0 Ah



### Cordless Drill/Driver, 12V



- Shortest height and head length along with lightest weight make this tool great for overhead/tight area work
- Compact duty tool to accommodate 90% of common applications with 3/8" single sleeve chuck
- 2 Speeds (1st - 0-350 RPM / 2nd - 0-1,300 RPM) - 2X Faster driving and drilling than competition
- LED light to illuminate work area

Item#	Voltage	Battery Type	Chuck Size	Batteries Included
BLPS31-2A	12V	Lithium Ion	3/8"	(2) 2.0 Ah



### Compact Drill/Driver, 18V



- 350 in. lbs. of torque for powerful fastening and 1300 RPM for fast drilling
- LED light great for dark or enclosed areas
- 2 speed transmission: optimized torque and speed for screw driving and drilling
- Flexible battery system: compatible with all Bosch 18-Volt lithium-ion batteries
- Electronic cell protection: increases battery lifetime

Item#	Voltage	Battery Type	Chuck Size	Batteries Included
BLDDB181-02	18V	Lithium Ion	3/8"	(2) 2.0 Ah



### Drill/Driver Kit, 18V



- Delivers 480 inch-lbs. of torque for improved productivity
- Weighs only 2.75 lbs. (Tool only, not including battery) and has only a 7.8" head-length
- 20+1 clutch settings provide accuracy for reduced fastener damage
- Two speed settings for high-speed (700 RPM) setting and high-power (0-450 RPM) mode
- Keyless ratcheting 1/2" chuck with auto-lock enables easier bit changes

Item#	Voltage	Battery Type	Chuck Size	Batteries Included
BLGSR18V-190B22	18V	Lithium Ion	1/2"	(2) 1.5 Ah



**CORDLESS DRILLS & AIR HAMMERS**



**Compact Drill/Driver and Hex Impact Driver, 18V**



- 1,400 inch-lb of max. torque in a tool that just 2.4 lb in weight
- Variable-speed drill furnishes control for high-speed (0-1,700 no-load RPM) and high-power (0-450 no-load RPM)
- Robust impact driver motor delivers a max. of 3,600 BPM for professional power
- Compact drill has a short head-length of 7.5" to fit in tight spaces
- Drill/driver's keyless ratcheting 1/2" chuck supports faster bit changes
- Built-in LED light featured on both tools illuminate dark work areas
- Electronic cell and motor protection protects the tools and batteries from overheating and overload

Item#	Voltage	Battery Type	Chuck Size	Batteries Included
BLGXL18V-26B22	18V	Lithium Ion	1/2" (Drill/Driver) 1/4" (Impact)	(2) 2.0 Ah



**Batteries and Chargers, Lithium Ion**



	Item #	Description	Voltage	Capacity
A	BLBAT612	Bosch Battery, Slim Pack	18V	1.5Ah
B	BLGXS18V-01N14	Bosch Battery/Charger Kit	18V	1.5Ah



**Portable Air Hammer**



- For use on T-moulding
- Operating pressure 60-125 psi; air consumption 2-4 CFM
- Delivers 1,000 blows per minute
- Versatile, interchangeable tips of super-soft to hard plastic, steel and aluminum, diameter of 1-1/2" (1 medium tip included)
- Palm size; lightweight

Item#	Description	Item#	Description
DAAH15M	Air Hammer	DAT15S	Soft Blue Tip
DAT15H	Hard Yellow Tip	DAT15SS	Supersoft Red Tip
DAT15M	Medium Black Tip	DAAS-OK15	O-Ring Replacement Kit

A  
B  
C  
D  
E  
F  
G  
H  
I  
J  
K  
L  
M  
N  
O  
P  
Q  
R  
S  
T  
U  
V  
W  
X  
Y

**A MICRO PINNERS/BRADDERS**



**MicroPinner/Bradder, 23 Gauge**



- Auto adjust push for different lengths
- Lock-out to prevent dry firing
- Removable no mar tip; belt hook
- Steel driver blade; for longer life
- Rear exhaust with muffler
- Swivel adapter for hose connection

Shoots micropins and microbrads

Item#	Gauge	Range	Capacity
WW11191W	23	Microbrads 7/8" - 1-3/8" Micropins 1/2" - 1"	120 Pins or Brads

Item#	Description
<b>Replacement Items</b>	
WW166050	Gasket
WW166052	Gasket
WW280075	Bumper

Item#	Description
<b>Replacement Items</b>	
WW300820	CPL Driver Piston with O-Ring
WW622176	O-Ring (Mult 10)
WW622178	O-Ring (Mult 10)



**MicroPinner, 21 or 23 Gauge**



- Powerful - ensures complete drives into hard substrates
- Automatically adjusts for different fastener lengths
- Ergonomic handle for all-day comfort
- Ultra-narrow nose for tight corners
- Repair kit: SNYK0855

Item#	Gauge	Range	Capacity
SNFP21LXP	21	5/8" - 2"	100 Pins
SNFP23LXP	23	1/2" - 2"	100 Pins



**MicroPinner, 23 Gauge**



- Convenient bottom-load magazine
- Rear exhaust - directs oil and dust away from user
- Dual trigger feature
- Low pin reload indicator
- Includes sample 23 gauge pins, 1/4" air fitting with dust cover, oil, wrench, and carrying case

Item#	Gauge	Range	Capacity
RKPIN100	23	1/2" - 1"	170 Pins

**STAPLERS**

A  
B  
C  
D  
E  
F  
G  
H  
I  
J  
K  
L  
M  
N  
O  
P  
Q  
R  
S  
T  
U  
V  
W  
X  
Y



**Stapler, 18 Gauge 1/4" Narrow Crown** **PORTER CABLE.**

- Tool-free depth-of-drive adjustment with detents for proper setting of nail heads
- Removable non-marring nose tip with on tool storage
- Special hardened driver blade for longer life
- Low staple reload indicator to alert when to reload

Item#	Gauge	Range	Capacity
RKNS150C	18	1/2" - 1-1/2"	100 Staples



**Stapler, 18 Gauge 1/4" Narrow Crown** **SENCO**

- Features E-Z Load/ E-Z Clear system
- NeverLube design requires no lubrication

Item#	Gauge	Range	Capacity
SNSKSL4450-1-1/2	18	3/4" - 1-1/2"	158 Staples
Repair Items			
SNYK0376	Repair Kit		
SNEC0177	Driver		



**Stapler, 18 Gauge 1/4" Narrow Crown** **SENCO**

- Adjustable depth-of-drive for precise staple setting
- No-mar pad keeps work surfaces free of marks
- Oil-free design means easier maintenance and no lubrication to stain fine wood

Item#	Gauge	Range	Capacity
SNSLS25XP	18	3/8" - 1-1/2"	145-168 Staples
Repair Items			
SNYK0291	Piston Stop Kit		
SNYK0359	Firing System Kit		

A  
B  
C  
D  
E  
F  
G  
H  
I  
J  
K  
L  
M  
N  
O  
P  
Q  
R  
S  
T  
U  
V  
W  
X  
Y

**NAILERS**



**Brad Nailer, 18 Gauge**



- Lightest weight 2 in 1 tool offers both slight and medium head brad nailing
- Muffler ensures quieter operation
- Oil free design means easier maintenance and no lubrication to stain fine woods

Item#	Gauge	Range	Capacity
SNSLP20-430101N	18	5/8" - 1-5/8"	110 Brad Nails
<b>Repair Kit</b>			
SNYK0373	Repair Kit		



**Brad Nailer, 18 Gauge**



- Drives slight and medium head 18 gauge brads from 5/8" to 2-1/8"
- NeverLube technology - no lubrication required
- No mar pad
- Overmold comfort grip, and trigger, 360° adjustable exhaust, and belt hook

Item#	Gauge	Range	Capacity
SNFP25XP	18	5/8" - 2-1/8"	110 Brad Nails
<b>Repair Kit</b>			
SNYK0281	Firing System Kit		
SNYK0282	Piston Stop Kit		

**FOR A COMPLETE RANGE  
OF STAPLES, PINS & BRADS  
SEE SECTION P**



**AIR TOOL OIL & BLOW GUNS**



**Senco Air Tool Oil**



- Premium grade oils with high-quality paraffin distillate stocks

Item#	Size
LLPC102	32 fl. oz.



**Pistol Grip Blow Gun Kit w/KWIK-CHANGE® Tip System, 1/4" NPT**



- PRO SERIES pistol grip blo-gun kit comes complete with KWIK-CHANGE® Universal Tip System
- This system connects any 1/8" NPS or 6mm blo-gun tip accessory to your blo-gun using our universal adapter
- Kit includes (1) #s-168ADP adapter, (1) #s-168RUB rubber tip and (1) #s-168VEN Venturi safety tip
- Heavy-duty, light weight design for ease of use

Item #	NPT	Max Pressure	SCFM	OSHA Compliant
MFS194KIT	1/4"	235 PSI	15.0	Yes



**Blow Gun, Star Tipped**



- Handle is ergonomically constructed and insulated to prevent fatigue
- Made of high quality industrial strength plastic that is robust but at the same time lightweight
- Can also be used with non-explosive fluids
- When using a blow gun with star tip, noise levels are reduce down to 85 dB(A) or less and also diverts air when dead-ended, preventing pressures exceeding 2 bar (29 PSI)

Item#	Max Pressure	OSHA Compliant
WW7149215	230 PSI	Yes

A  
B  
C  
D  
E  
F  
G  
H  
I  
J  
K  
L  
M  
N  
O  
P  
Q  
R  
S  
T  
U  
V  
W  
X  
Y

A  
B  
C  
D  
E  
F  
G  
H  
I  
J  
K  
L  
M  
N  
O  
P  
Q  
R  
S  
T  
U  
V  
W  
X  
Y

**BLOW GUNS**



**Pistol Style Blow Gun**



- Simple design for dependable and long lasting use

Item#	OSHA Compliant
CX52-40	No



**Safety Blow Gun with Extensions**



- Four safety by-pass holes allow air to escape if tip-hole is blocked
- By-pass holes do not interfere with normal air flow
- Discharges same air volume as full flow blo-guns, while maintaining required noise level and nozzle pressure

Item#	NPT	Max Pressure	SCFM	OSHA Compliant
MF131	1/4"	150 PSI	5.5	Yes



**Full Flow Safety Lever Blow Gun**



- Meets OSHA requirements of special relief holes in nozzle which limits pressure to 30 PSI when dead ended (static pressure)
- Full flow control

Item#	NPT	Max Pressure	SCFM	OSHA Compliant
MF150	1/4"	150 PSI	10.0	Yes



**Compact Lever Blow Gun, 1/4" NPT**



- Compact and versatile blo-gun comes with both a safety Venturi nozzle and a rubber tip nozzle
- Works with brass tube extensions and 1/8" NPS attachments
- Hang hook included for ease of storage

Item #	NPT	Max Pressure	SCFM	OSHA Compliant
MF148	1/4"	150 PSI	11.7 (with safety tip)	Yes (with Venturi Tip Only)

**BLOW GUNS**



**In-Line Blow Gun**



- Unique “full flow” straight-through design will not restrict down stream air flow
- Made of zinc and chrome-plated for durability and superior corrosion resistance
- Becomes a standard blowgun when one of the two 1/4” ports are plugged

Item#	NPT	Max Pressure	SCFM	OSHA Compliant
WW17149227	1/4”	150 PSI	13	Yes



**In-Line Blow Gun**



- Clean off work surfaces without disconnecting.
- Only connect once; permanently mounts between coupler and air hose to purge air line of water and contaminants before starting up air tools.
- Durable aluminum construction, weighs only 2 oz. (0.06 kg)

Item#	NPT	Max Pressure	SCFM	OSHA Compliant
DY94467	1/4”	150 PSI	5.5	Yes



**Pocket Blow Gun With Shirt Clip**



- Easy grip two finger control to adjust from full volume air flow to complete shut off
- Knurled grip for secure handling even with oily or greasy fingers
- M-style (fits any 1/4” Industrial style coupler)

Item#	NPT	Max Pressure	SCFM	OSHA Compliant
MF115	1/4”	150 PSI	15.9	No



**Blow Gun Deflector Shield**



- Polycarbonate deflector shield reduces accidental blow back
- Fits any blow-gun with 6mm diameter nozzle
- Set screw secures deflector shield to nozzle

Item #	Fits Nozzle Diameter
MFS160CHIP	6mm

A  
B  
C  
D  
E  
F  
G  
H  
I  
J  
K  
L  
M  
N  
O  
P  
Q  
R  
S  
T  
U  
V  
W  
X  
Y

A  
B  
C  
D  
E  
F  
G  
H  
I  
J  
K  
L  
M  
N  
O  
P  
Q  
R  
S  
T  
U  
V  
W  
X  
Y

## AIR TOOL FITTINGS



MFS307MKIT (M-Style 7 Piece Kit)



MFS314VKIT (V-Style 14 Piece Kit)

### Colorfit Coupler and Plug Kits, 1/4" NPT




- Use color to distinguish between air lines (e.g. high pressure vs. low pressure)
- Scratch-resistant steel design in an anodized coating for optimal wear vs. aluminum sleeves
- Do not exceed 300 PSI. For use with compressed air only
- HIGHFLOWPRO™ kits provide up to 70% more airflow for optimal power to your air tools and applications

**Includes:**

- 7 piece kits: (3) Male plugs, (2) Female plugs, (1) Male coupler + (1) Female coupler (all 1/4" NPT)
- 14 piece kits: (6) Male plugs, (4) Female plugs, (2) Male couplers, + (2) Female couplers (all 1/4" NPT)


Item #	Description	NPT	Color
<b>M-STYLE KITS</b>			
MFS307MKIT	7 Piece Kit	1/4"	Red
MFS314MKIT	14 Piece Kit	1/4"	Red
<b>HIGHFLOWPRO™ V-STYLE KITS</b>			
MFS307VKIT	7 Piece Kit	1/4"	Purple
MFS314VKIT	14 Piece Kit	1/4"	Purple




A



B



C



D



E



F

### V-Style High Flow Interchange Connectors



- Specifically designed for high volume and HVLP applications
- Provides up to 75% MORE FLOW than standard couplers
- V-Style couplers are push-type for quicker connection
- 6 ball bearing connection
- Maximum inlet pressure: 300 PSI
- Maximum temperature: 250° F
- Air flow: 74 SCFM
- Seals: Buna-N

	Item #	Description	NPT	Connection	Material
A	MF764	Coupler	1/4"	Female	Solid Brass Body and Sleeve
B	MF765	Coupler	1/4"	Male	Solid Brass Body and Sleeve
C	MF764ST	Coupler	1/4"	Female	Solid Steel Body & Steel Sleeve
D	MF765ST	Coupler	1/4"	Male	Solid Steel Body & Steel Sleeve
E	MF760-1	Plug	1/4"	Male	Case Hardened Steel
F	MF761-1	Plug	1/4"	Female	Case Hardened Steel



**AIR TOOL FITTINGS**



**5 In ONE™ Universal Quick-Connect Industrial Coupler, 1/4" NPT**



- 6 ball bearing construction for longer life

Item #	NPT	Connection	Body
MF743	1/4"	Female	Steel
MF744	1/4"	Male	Steel




**5 In ONE™ Universal Safety Exhaust Quick-Connect Industrial Coupler, 1/4" NPT**



- Accepts all major interchanges: Industrial (M-Style), High Flow (V-Style), Automotive (T-style), ARO (A-Style) & Lincoln (L-style)
- Safely bleeds off air pressure before releasing connector

Item #	NPT	Connection	Body
MF1750	1/4"	Female	Steel
MF1751	1/4"	Male	Steel




**M-Style® KWIK-CHANGE® Plugs**



- 3 ball bearing connection
- Maximum temperature: 250° F
- Seals: Buna-N

	Item #	Max Pressure	NPT	SCFM	Connection	Material
A	MF727	300	1/4"	40	Male	Case Hardened Steel
	MF733	300	3/8"	40	Male	Case Hardened Steel
B	MF728	300	1/4"	40	Female	Case Hardened Steel
	MF732	300	3/8"	40	Female	Case Hardened Steel
C	MF736	300	-	40	Hose Barb	Case Hardened Steel



**M-Style® KWIK-CHANGE® Couplers**



- 3 ball bearing connection
- Maximum temperature: 250° F
- Seals: Buna-N

	Item #	Max Pressure	NPT	SCFM	Connection	Body	Sleeve
A	MF715	300	1/4"	40	Female	Solid Brass	Brass
	MF718	300	3/8"	40	Female	Solid Brass	Brass
B	MF716	300	1/4"	40	Male	Solid Brass	Brass
	MF719	300	3/8"	40	Male	Solid Brass	Brass
C	MF717	300	-	40	1/4" ID Hose Barb	Solid Brass	Brass

A  
B  
C  
D  
E  
F  
G  
H  
I  
J  
K  
L  
M  
N  
O  
P  
Q  
R  
S  
T  
U  
V  
W  
X  
Y

A  
B  
C  
D  
E  
F  
G  
H  
I  
J  
K  
L  
M  
N  
O  
P  
Q  
R  
S  
T  
U  
V  
W  
X  
Y

**AIR LINE ACCESSORIES**



**Standard Regulator, 3/8" NPT**



- Relieving type regulator offers stable downstream air pressure over a wide range of air flows with accurate control, fast response and minimal pressure drop
- Regulators should always be preceded by a filter to eliminate damage to the unit or inaccurate air flow
- The aluminum die cast body comes with a balanced piston, molded rubber seat, Buna-N diaphragm and o rings
- Has 2 offset 1/4" gauge ports which can serve as two 1/4" supply lines
- Offers a maximum inlet pressure of 250 PSI and 80 SCFM
- Operating temperature range of 40° F to 120° F

<b>Item #</b>
MF1114



**Mini Heavy Duty Regulator, 1/4" NPT**



- Ideal for air flow applications that call for a compact unit, such as small pneumatic equipment, miniature valves and instruments
- Easy to use; simply turn knob to regulate pressure
- Gauge is not included
- Maximum inlet pressure of 250 pounds per square inch
- 1/8" national pipe thread gauge ports
- Maximum of 25 cubic feet per minute
- Operating temperature range of 40° F to 120° F

<b>Item #</b>
MFS1145



**Mini Disposable Air Line Desiccant Filter/Dryer**



- Removes all traces of dirt, dust, water vapor, oil vapor
- Lightweight: 2 oz
- See-through non-metallic chemical resistant material
- Replace cartridge when desiccant beads turn to pink in color
- Max pressure: 125 PSI
- Max flow capacity: 15 SCFM
- Working temperature: 32° F to 130° F
- Size: 3-3/4" x 1-1/2"

Item #	Description
MFS1174	Mini Air Station w/ Desiccant Dryer Cartridge
MFS1173	Replacement Desiccant Dryer Cartridges (2 per card)

**AIR LINE ACCESSORIES**



**Polycarbonate Bowl Lubricator, 3/8" NPT**



Ideal for the customer who wants trouble-free protection and tamper proof reliability. Drip style allows precise setting and once adjusted, the adjusting knob can be removed to prevent tampering. Perfect for lubrication of air motors, tools, valves or where low air flow is encountered or where extremely fine adjustments are necessary.

- Bowl Capacity: 5 oz
- Max Air Pressure: 150 PSI
- Operating Temps: 40° - 125° F
- Max Air Flow: 82 SCFM
- Sight Glass: N/A
- Mounting Bracket: Not Included

<b>Item #</b>
MF1029



**Mini Lubricator, 1/4" NPT, Poly Bowl**



Ideal for the customer who wants trouble-free protection and tamper proof reliability. Drip style allows precise setting and once adjusted, the adjusting knob can be removed to prevent tampering. Perfect for lubrication of air motors, tools, valves or where low air flow is encountered or where extremely fine adjustments are necessary.

- Bowl Capacity: 1 oz
- Max Air Pressure: 150 PSI
- Operating Temps: 40° - 125° F
- Max Air Flow: 16 SCFM
- Sight Glass: N/A
- Mounting Bracket: Not Included

<b>Item #</b>
MFS1150



**Mini Piggyback Filter-Regulator, 1/4" NPT**



- Ideal for use in compact air flow applications
- Filter/regulator duo has same features as mini regulator plus the space saving convenience of 20 micron screw in mini filter
- Auto overnight drains
- Operating Temperature of 40° F to 120° F
- Preassembled with 1189 gage, mounting brackets not included

Item #	Bowl Type/Cap	SCFM	Gauge Port Size
MFS1142	Polycarbonate, 1 oz.	20	1/8" NPT

A  
B  
C  
D  
E  
F  
G  
H  
I  
J  
K  
L  
M  
N  
O  
P  
Q  
R  
S  
T  
U  
V  
W  
X  
Y

**AIR LINE ACCESSORIES**

A  
B  
C  
D  
E  
F  
G  
H  
I  
J  
K  
L  
M  
N  
O  
P  
Q  
R  
S  
T  
U  
V  
W  
X  
Y



**Polycarbonate Piggyback Filter Regulator, 3/8" NPT**



- Has the features of a standard regulator, plus the space saving convenience of a combined filter
- Comes with a 5 ounce polycarbonate bowl with a metal bowl guard and a 40 micron filter
- With an automatic overnight drain and relieving regulator, this duo offers a non-rising adjustment and a 3 position knob to lock, adjust or remove
- Operating Temperature of 40° F to 160° F
- Gage not included

Item #	Max Air Pressure	Maximum Air Flow
MF1110-5	200 PSI	80 SCFM



**Pressure Gage, 1/4" NPT**



- Center back mount
- High-quality gages - for use with compressors, regulators, air lines pneumatic tools & equipment Resistant to heat, corrosion, water, salt water and oil
- Brass mechanism, ABS case, polycarbonate lens
- Maximum working pressure: limited to 75% of dial gage range

Item #	PSI Range	Operating Temp	Face Size
MF1191	0 - 160 PSI	-13° to 120° F	2"



**Air Hose Swivel Connector, 1/4" NPT**



- Attach portable air tools to air hose
- 360° swivel in two places prevents hose kinking, and keeps the hose out of the way
- Female pipe threads connect to most hose fittings and adapters
- Not for use with percussion tools

Item #	NPT
MFS657	1/4"




**Composite Dynaswivel, 1/4" NPT**



- For use with most air tools: grinders, sanders, staple guns, drills, etc.
- Universal-joint connects portable air tools to an air line
- Improves tool maneuverability, minimizes operator fatigue and extends hose life
- Swivels 360° at 2 pivot points allowing the air hose to drop directly to the floor while providing superb tool handling

Item#	Air Flow Range (LPM)
DY94300	Up to 33 SCFM (935)

## AIR HOSE & ACCESSORIES



### Brass Hose Ends, Non-Swivel



	Item #	Connection	Hose ID	Thread (NPT)
A	MF600	Male	1/4"	1/4"
	MF602	Male	3/8"	1/4"
B	MF605	Female	1/4"	1/4"



### Hose End, Full Swivel



- Full 360° swivel hose ends help eliminate kink and twisted air lines
- Steel construction, black oxide finish

Item #	NPT (1)	NPT (2)
MF659	1/4" Male End	1/4" NPT Female Swivel End



### Polyurethane Air Hose, Field Repairable



- Retains flexibility in subzero temperatures (down to -40° F)
- Resistant to lubricating oils, greases and abrasion

Item#	Hose I.D	Length	Fittings, NPT
WW69991425	1/4"	25'	1/4"
WW69991450	1/4"	50'	1/4"



### Polyurethane Re-Coil Air Hose



- 18" straight hose whip with swivel fittings on both ends

Item#	Hose I.D	Max Pressure	Length	Fittings, NPT
MF1671-10	1/4"	125 PSI	10'	1/4"
MF1671-20	1/4"	125 PSI	20'	1/4"
MF1671-30	1/4"	125 PSI	30'	1/4"



### Dual Arm Auto-Retracting Air Hose Reel




- Keeps excess hose safely out of walkways, and neatly organizes hose
- Easy-to-install mounting plate
- 300 PSI maximum working pressure

Item #	Hose ID	Hose Length	Hose Inlet (F)	Hose Outlet (M)	Max Air Flow
<b>Hose Reel With Dual Arm</b>					
MF2760-50D	3/8"	50'	1/4" NPT	1/4" NPT	25 SCFM
<b>Leader Hose Only</b>					
MF2760-3LH	3/8"	3'			
MF2760-6LH	3/8"	6'			

A  
B  
C  
D  
E  
F  
G  
H  
I  
J  
K  
L  
M  
N  
O  
P  
Q  
R  
S  
T  
U  
V  
W  
X  
Y

A  
B  
C  
D  
E  
F  
G  
H  
I  
J  
K  
L  
M  
N  
O  
P  
Q  
R  
S  
T  
U  
V  
W  
X  
Y

**DUST EXTRACTORS**



**CT SYS Clean-Tec Dust Extractor**  
**Full Unit HEPA Certification**

**FESTOOL**

- Portable and compact, yet loaded with features such as tool-triggered operation, high-performance suction, and Systainer integration
- Includes: fitted filter bag, smooth suction hose with rotating angle adapter on the extractor side, hose holder, SYS-Dock with T-LOC function, Upholstery Brush, Crevice Nozzle, D36, Shoulder Strap SYS-TG

Item#	Type	Hose Size	Container/Bag Capacity	Sound Level	Size	Weight
FJ575280	CT SYS	1-1/16" x 9.8'	1.2 gal / 0.9 gal	67 dBA	15.6" D x 11.6" W x 10.6" H	15.2 lb



**CT MINI and MIDI I Clean-Tec Dust Extractors**  
**Full Unit HEPA Certification**

**FESTOOL**

- Touch controls for intuitive operation of the dust extractor
- Start and stop remotely with use of the integrated Bluetooth® technology (when used with optional Bluetooth® Remote control (FJ202098) or tools with Bluetooth® Battery Packs)
- Change dust filters quickly, easily, and tool-free
- Connect easily to SYSTAINER storage system
- Includes: Smooth suction hose, SELFCLEAN filter bag, hose holder, cable holder, SYS-Dock with T-LOC function

Item #	Type	Hose Size	Container/Bag Capacity	Sound Level	Size	Weight
FJ574845	CT MINI I	1-1/16" x 11.5'	2.6 gal / 2.0 gal	62 - 72 dBA	18.5" D x 12.6" W x 17.9" H	24.25 lb
FJ574837	CT MIDI I	1-1/16" x 11.5'	4.0 gal / 3.3 gal	62 - 72 dBA	18.5" D x 12.6" W x 19.5" H	24.91 lb



**CT 26 E, 36 E, 48 E Clean-Tec Dust Extractors**  
**Full Unit HEPA Certification**

**FESTOOL**

- Festool's most capable and versatile mobile Dust Extractors
- These units can easily negotiate obstacles in the shop or on the worksite
- All three units carry Full Unit HEPA Certification
- Includes: SELFCLEAN Filter Bag, hose holder, SYS-Dock with T-LOC function, cable holder

Item#	Type	Hose Size	Container/Bag Capacity	Sound Level	Size	Weight
FJ574930	CT 26 E	1-1/16" x 11.5'	6.9 gal / 6.3 gal	62 - 71 dBA	24.8" D x 14.4" W x 21.25" H	28.7 lb
FJ574935	CT 36 E	1-1/16" x 11.5'	9.5 gal / 8.9 gal	62 - 71 dBA	24.8" D x 14.4" W x 23.4" H	31.8 lb
FJ574938	CT 48 E	1-1/16" x 11.5'	12.7 gal / 12.2 gal	62 - 71 dBA	28.1" D x 15.4" W x 26.75" H	35.9 lb

**DUST EXTRACTORS**



**CT 36 AC Clean-Tec Dust Extractor**

**FESTOOL**

- Designed for the toughest, high-volume dust environments, the CT 36 AC is built to capture the mess before it becomes an issue, for you or your client
- Features automatic filter cleaning, automatic start, variable suction force, large casters and durable build quality
- The flat filter fully integrated in the suction head ensures the full volume is utilized so the gross and net container volumes are virtually identical
- Includes: High-Performance Filter, SELFCLEAN Filter Bag, disposal bag, Replacement Dust Extractor Hose, hose holder, SYS-Dock with T-LOC function, cable holder

Item#	Type	Hose Size	Container/Bag Capacity	Sound Level	Size	Weight
FJ574933	CT 36 AC	1-7/16" x 11.5'	9.5 gal	62 - 71 dBA	24.8" D x 14.4" W x 23.4" H	33.5 lb



**Dust Extractor Hoses**

**FESTOOL**

- Robust, smooth outer skin prevents the suction hose from becoming caught
- Internal, extremely elastic suction hose for maximum flexibility
- The CLEANTEC extraction sleeve securely connects the suction hose and power tool with bayonet fitting
- Antistatic
- Temperature-resistant to 158 °F (+70 °C)
- With rotating adapter and connector

Item#	Size	For Use With
FJ500677	1-1/16" x 11.5'	574845, 574837
FJ500678	1-1/16" x 16.4'	575280, 575260, 575267, 574930, 574935, 574938
FJ500681	1-7/16" x 11.5'	574933



Note: Hose not included.

**Remote Control CT-Fi**

**FESTOOL**

- Start your CT Dust Extractor with the remote control directly on the suction hose (on Bluetooth® integrated models).
- The Bluetooth® module communicates with Festool Bluetooth® battery packs. The CT Dust Extractor is started automatically when the cordless tool is switched on.
- The remote control makes it possible to switch on the CT Dust Extractor directly from the suction hose (simple changeover to cleaning mode, even when the CT Dust Extractor is in AUTO mode)

Item#
FJ202098

A  
B  
C  
D  
E  
F  
G  
H  
I  
J  
K  
L  
M  
N  
O  
P  
Q  
R  
S  
T  
U  
V  
W  
X  
Y

**A INSPECTION LIGHTING**

B  
C  
D  
E  
F  
G  
H  
I  
J  
K  
L  
M  
N  
O  
P  
Q  
R  
S  
T  
U  
V  
W  
X  
Y

FJ202912



**STL 450 Inspection Light**

**FESTOOL**

- Illuminates the surface to clearly show flaws and defects so you can perfect your work
- With 1,200 lumen and a color temperature of 5,000K, the STL 450 brings great brightness and color to any surface
- Impact-resistant, non-marring full body protection, there is little risk of surface damage further ensuring great results

Item#	Description
FJ201938	STL 450 Light only
FJ202912	STL 450 Light, ST DUO Tripod and AD-ST DUO 200 Adapter



Optional Dimmer, SPSPILC

**SurfPrep LED Inspection Lights**



- Spot high and low spots right away!
- Cracks, splits, knotholes and other surface imperfections – easily visible!
- Mounting brackets pivot for adjustment
- Linkable – can link 2 units together for a longer light surface
- Built in power supply
- 2 year warranty against manufacturer defects

**Specifications:**

- Each LED has a 30,000 to 50,000 hour life span
- LED light bar consumes only 60 watts
- Optional dimmer can run 2 light bars simultaneously
- LEDs are very resistant to shock and vibration.
- LED technology gives off very low heat per lumen for operator comfort
- One light burns out, balance stays lit

**Lighting Quality:**

- Warm 5,500 to 6,000K light temperature is closer to daylight, which is better for color rendition
- Perfectly smooth beam quality and low level illumination make defects 10X more visible
- Lenses keep the light on the table and not in the eyes of the operator.

Item #	Description
SPSPIL-40	LED Inspection Light, 40" long, 40 Bulbs
SPSPIL-24	LED Inspection Light, 24" long, 24 Bulbs
SPSPILC	Light Dimmer Control



**HEAT GUNS**



**Heat Gun, Variable Speed**



- 750°F - 1,000°F heat gun accommodates many industrial and commercial heating applications
- High flow rating: 23CFM at 3000 FPM gets the job done fast
- Sturdy die cast housing
- Adjustable non-slip stand

Item #	Description	Wattage
WW1702000	Variable Speed Heat Gun	1750



**Heat Gun, Variable Speed**



- 1,500 Watts deliver high heat and multiple fan settings
- Integrated hanging hook and support stand
- Lightweight 2 lb gun offers less fatigue when holding
- 2 speed selector delivers high and low fan speed settings
- 6 ft high grade cord improves flexibility during cold use

Item #	Description	Wattage
RKPC1500HG	Variable Speed Heat Gun	1500



**Heat Gun, Variable Speed**



- Variable temperature control allows for adjustment of the heat settings
- LCD display allows user to adjust temperature within 50 degree increments (DWD26960 only)
- Cord protector keep cord from tearing away from housing
- Separate internal components allow maintenance on both the motor and heating element
- Built in overload protections shuts the heating element down and prevents burn up
- Includes: Cone Nozzle and Fishtail Surface Nozzle

	Item #	Description	Wattage
A	DWD26950	Variable Speed Heat Gun	1500
B	DWD26960	Variable Speed Heat Gun with LCD Display	1500

**A JOINERS**



**Domino DF 500 Mortise and Tenon Joiner Set** **FESTOOL**

- Domino Joiner DF 500 Q Set (including trim stop and cross stop) for fast, easy and strong mortise and tenon joining
- Unique, patented cutting action that rotates and oscillates to create perfect, clean, and repeatable mortises every time
- Mortise width adjustment with the turn of a dial allows for easier alignment when joining panels
- Pivoting Fence allows you to create angled mortises from 0-90° with positive stops at 22.5°, 45°, 67.5°
- Indexing pins for quick alignment against the edge of the workpiece for accurate placement
- Rapid bit change means you can change a bit in under 30 seconds to match desired tenon size

**QUICK, EASY JOINING!**



<b>Item #</b>
FJ574432

**Domino Cutters**

Note: For use with Festool® Domino DF 500 Joiner only.



FJ493490

Description	Item #
Tenon Size: 4mm	FJ495663
Tenon Size: 5mm	FJ493490
Tenon Size: 6mm	FJ493491
Tenon Size: 8mm	FJ493492
Tenon Size: 10mm	FJ493493

**FESTOOL**

**Domino Tenons**

- Domino Beech tenons are made from solid hardwood stock and are for indoor applications
- Domino Sipo tenons are made from African Mahogany. Rot-resistant and ideal for outdoor applications.

**FESTOOL**



Beech Domino



Sipo Domino

Size	Beech Domino	Box Qty	Sipo Domino	Box Qty
<b>4MM Dominos</b>				
4mm x 17mm x 20mm	FJ495661	450	-	-
<b>5MM Dominos</b>				
5mm x 19mm x 30mm	FJ494938	300	FJ494869	300
5mm x 19mm x 30mm	FJ493296	1,800	FJ494859	900
<b>6MM Dominos</b>				
6mm x 20mm x 40mm	FJ494939	190	FJ494870	190
6mm x 20mm x 40mm	FJ493297	1,140	FJ494860	570
<b>8MM Dominos</b>				
8mm x 22mm x 40mm	FJ494940	130	FJ494871	130
8mm x 22mm x 40mm	FJ493298	780	FJ494861	390
8mm x 22mm x 50mm	FJ494941	100	FJ494872	100
8mm x 22mm x 50mm	FJ493299	600	FJ494862	300
8mm x 750mm	FJ498686	36	FJ498690	36
<b>10MM Dominos</b>				
10mm x 24mm x 50mm	FJ494942	85	FJ494873	85
10mm x 24mm x 50mm	FJ493300	510	FJ494863	255
10mm x 750mm	FJ498687	28	FJ498691	28

**JOINERS**



**Domino DF 500 Tenon Assortment**

**FESTOOL**

- Includes three plastic, removable storage bins with dividers
- Assortment includes 5 Cutters (4,5,6,8 and 10mm), Domino Assortment Systainer, and 1060 tenons. Tenon assortment: 4 x 20mm (450), 5 x 30mm (225); 6 x 40mm (150); 8 x 40mm (100); 8 x 50mm (75); 10 x 50mm (60)

<b>Item #</b>
FJ498899



**Biscuit Joiner**

- Electronic control system maintains a constant speed
- Joiner can work on panels of 5/8", 3/4", and 7/8" thickness, but it is possible to work on thicker pieces due to the movable fence
- Max slotting depth: 51/64"

Item#	Description
VXAB11	Biscuit Joiner
VXAB11B	Replacement Blade



**Biscuit Joiner**

**PORTER CABLE**

- Fence tilts from 0 to 135 degrees with positive adjustable stop at 90 degrees.
- 7 position rotating depth stop for FF, #0, #10, #20, biscuits Simplex, Duplex, and Max (#6) biscuits.

Item#	Description
RK557	Biscuit Joiner
RK5558	Replacement Blade



**Standard Compressed Beech Wood Biscuits**

- Flat ends so surplus glue remains inside the groove
- Sold in full boxes of 1,000

**PORTER CABLE**

Biscuit Size	Excel Dowel Item #	Lamello Item #	Porter Cable Item #
#0	CDBI-0	LM144000	-
#10	CDBI-10	LM144010	RK5552
#20	CDBI-20	LM144020	RK5553

A  
B  
C  
D  
E  
F  
G  
H  
I  
J  
K  
L  
M  
N  
O  
P  
Q  
R  
S  
T  
U  
V  
W  
X  
Y

**A JIGSAWS**



**Top Handle Jigsaw, Variable Speed**



- For smooth cutting up to 5-7/8" on wood, 3/8" on steel for countertops and woodworking
- Tool-less blade-change system and fast insertion with a blade ejection lever that eliminates need to touch hot saw blade
- Four orbital-action tool settings provide different blade strokes for smooth to aggressive cuts
- Variable speed dial sets maximum speed and accelerator trigger controls operating speed
- Ambidextrous lock-on button for steadiness and user comfort
- Multidirectional blade clamp delivers superior grip of T-shank blades

Item #	Cutting Cap (Soft Wood)	SPM
BLJS470E	5-7/8"	500 - 3,100



**Top Handle Jigsaw Variable Speed**



- Powerful 6.5 amp jigsaw
- Variable speed - Dial sets maximum speed and accelerator trigger controls operating speed
- Exclusive multidirectional blade clamp provides superior grip of T-shank blades
- Tool-less Blade Change System—Fast and effortless blade installation and removal
- Precision-machined plunging mechanism and low-vibration design for enhanced accuracy
- Sturdy die-cast foot with steel insert and on-board bevel Allen key storage
- Four orbital-action settings -Different blade strokes for smooth to aggressive cuts
- Adjustable dust blower keeps cutting line clear
- Ergonomic top handle and two-finger trigger for versatile, comfortable grip
- Ambidextrous lock-on button - For steady long cuts and user comfort and control

Item #	Cutting Cap (Soft Wood)	SPM
BLJS365	3-1/2"	500 - 3,100

**FOR A FULL RANGE OF JIGSAW BLADES  
SEE SECTION Y**



**JIGSAWS**



**Carvex PSB 420 EBQ-Plus Jigsaw**

**FESTOOL**

- Variable speed blade speed with extremely fast max 3,800 strokes per minute
- Tool-free base and base insert platform for expanded capabilities
- Triple blade guidance for perfectly perpendicular cuts and splinterguards for tear-free cuts
- Stroboscopic high-intensity LEDs for high blade visibility
- Includes: 2x saw blade, splinterguard, in SYSTAINER SYS 1 T-LOC

Item #	Cutting Depth			
	Wood	Non-Ferrous Materials	Steel	SPM
FJ561608	4-3/4"	3/4"	3/8"	1,000 - 3,000



**Carvex PS 420 EBQ-Plus Jigsaw**

**FESTOOL**

- Variable speed blade speed with extremely fast max 3,800 strokes per minute
- Tool-free base and base insert platform for expanded capabilities
- Triple blade guidance for perfectly perpendicular cuts and splinterguards for tear-free cuts
- Stroboscopic high-intensity LEDs for high blade visibility
- Includes: 2x saw blade, splinterguard, in SYSTAINER SYS 1 T-LOC

Item #	Cutting Depth			
	Wood	Non-Ferrous Materials	Steel	SPM
FJ561593	4-3/4"	3/4"	3/8"	1,500 - 3,800



FJ561443



FJ561455

**PS 300 EQ-Plus TRION**

**FESTOOL**

- Carbide guidance system keeps the blade perpendicular to the shoe for improved cut results, even in thick stock
- Zero clearance splinterguards are solid one-piece inserts that are cut with the blade mounted in the machine for a clean, splinter-free cut
- Dust extraction channels integrated in the base plate coupled with a clear chip deflector a rear dust extraction port provide for cleaner work area

Item#	Style	Cutting Depth			
		Wood	Non-Ferrous Materials	Steel	SPM
FJ561443	Barrel Grip	4-3/4"	3/4"	3/8"	1,000 - 2,900
FJ561455	D-Handle	4-3/4"	3/4"	3/8"	1,000 - 2,900



**Accessory Kit, Carvex Jigsaws**

**FESTOOL**

- Compatible with all Festool Carvex Jigsaw models.
- Includes: StickFix baseplate, Dimpled base insert, Hard fiber base insert, Steel base insert, angle base, Guide Rail Base for Carvex Jigsaw, circle cutter, StickFix felt, in SYSTAINER SYS 2 T-LOC

Item #
FJ201186

A  
B  
C  
D  
E  
F  
G  
H  
I  
J  
K  
L  
M  
N  
O  
P  
Q  
R  
S  
T  
U  
V  
W  
X  
Y

A  
B  
C  
D  
E  
F  
G  
H  
I  
J  
K  
L  
M  
N  
O  
P  
Q  
R  
S  
T  
U  
V  
W  
X  
Y

**TRACK SAWS**



**TS 55 REQ Track Saws**

**FESTOOL**

- Incredibly portable, precise and easy-to-use
- Micro-adjustable depth controls and a flat housing for cutting against flush surfaces
- When used with Festool guide rails, you can achieve perfectly straight and splinter-free cuts
- Spring-loaded riving knife (splitter) keeps the cut kerf open so that the material does not pinch the blade, reducing the chance of kickback
- Blade changes are easier and safer using the FastFix system which locks switch and arbor simultaneously for easy arbor bolt removal
- Includes: Fine tooth sawblade, sight window, splinterguard, in SYSTAINER SYS 4 T-LOC, Guide Rail FS 1400 (FJ575388 only)

Item #	Power	Blade Dia.	Angle Range	Cutting Depth	FS 1400 Rails Included
FJ575387	1,200 watt	6-1/4"	-1° - 47°	0" - 2-1/8"	No
FJ575388	1,200 watt	6-1/4"	-1° - 47°	0" - 2-1/8"	Yes




**TS 75 EQ Track Saws**

**FESTOOL**

- Capable of cutting material that is 2-3/4" thick
- The TS 75 is suitable for cutting solid doors, truing rough lumber, cutting out window frames, and a host of other applications
- Save time and create matched panels by cutting stacked sheet goods with one cut
- When used with Festool guide rails, you can achieve perfectly straight and splinter-free cuts
- Spring-loaded riving knife (splitter) keeps the cut kerf open so that the material does not pinch the blade, reducing the chance of kickback
- The slip clutch helps to minimize the risk of a kickback and minimizes wear on the blade, gear case, and motor
- Blade changes are easier and safer using the FastFix system which locks switch and arbor simultaneously for easy arbor bolt removal
- Includes: HW standard sawblade, sight window, splinterguard, in SYSTAINER SYS 5 T-LOC, Guide Rail FS 1900 (FJ575390 only)

Item #	Power	Blade Dia.	Angle Range	Cutting Depth	FS 1400 Rails Included
FJ575389	1,600 watt	8-1/4"	0° - 47°	0" - 3"	No
FJ575390	1,600 watt	8-1/4"	0° - 47°	0" - 3"	Yes

## TRACK SAW ACCESSORIES



### FS/2 Guide Rails



**FESTOOL**

- Integrated splinterguard serves as cut line and prevents tear-out and splintering
- Guide Rails can be quickly and securely connected to allow for customized cutting lengths

Item #	Length
FJ491499	32"
FJ491504	42"
FJ491498	55"
FJ491503	75"

Item #	Length
FJ491937	106"
FJ491501	118"
FJ491500	197"

### Guide Rail Accessories



**FESTOOL**



\*Rails are pictured, but not included.



	Item #	Description
A	FJ495207	Splinterguard, 55"
	FJ495209	Splinterguard, 197"
B	FJ482107	Connector (1 piece, 2 are needed)
C	FJ491594	Quick Clamp
D	FJ489570	Screw Clamp, Max 4-11/16"
E	FJ466357	Storage Bag (2 rails up to 55" each)*
F	FJ489790	Rapid Clamp



### Guide Rail Accessory Kit

**FESTOOL**

Includes: Angle Unit (491588); Return/Limit Stop (491582);  
Extra Splinterguard (1,400 mm) (495207); Deflector (489 022); 2 Connectors (482107);  
2 Screw Clamps (489570); In SYSTAINER 1 with molded insert (497563)

Item #
FJ497657

**A MITRE & TABLE SAWS**

B  
C  
D  
E  
F  
G  
H  
I  
J  
K  
L  
M  
N  
O  
P  
Q  
R  
S  
T  
U  
V  
W  
X  
Y




**Sliding Compound Miter Saw**

**FESTOOL**

- Special cutting depth: 4-23/32" x 3/4"
- Flexible, removable dust hood to the rear of the blade deflects the waste material in the directional dust port.
- Fully adjustable dual line lasers define the cuts for precise cut placement
- Oversized bevel scale facilitates precision angle setting
- FastFix saw blade changing system for easy blade change
- Includes: 60 tooth high quality carbide blade (495388), MiterFast angle transfer device, Hold down clamp and Wrench

Item#	Cutting Depth 90°/90°	Speed	Left Miter	Right Miter
FJ561287	12" x 3-15/32"	1,400 - 3,400 RPM	50°	60°

Item #	Description
FJ494369	Crown Stop with Base Extension



**Portable Jobsite Table Saw, 10"**

**BOSCH**

- Balanced one-handed carry handle and compact design for easy transport to the jobsite
- All-steel base is built to withstand heavy impact and provide long-lasting performance
- Square lock rip fence-self-aligning design for accurate performance and cutting consistency as you glide along the saw rails with ease
- Features Smart Guard with anti-kickback pawls and riving knife system giving you full control
- 10" 24-tooth carbide table saw blade provides optimized 18" rip capacity
- 5,000 no-load rpm motor for a broad range of jobsite applications
- Complete on-tool storage under table - store rip fence, smart guard, miter gauge, and wrenches
- Includes tool-free dust chute clear out on back of table saw

Item #
BLGTS1031



**HL 850 E Planer**

**FESTOOL**

- Single knife cutter-head with spiral design with replaceable cutting knife for a smooth, quiet and "chatter-free" cut
- Multiple head options to create rustic architectural effects in beams and flooring
- Unlimited rabbeting depth with flush cutter side design and retractable spring-loaded guard
- Rotary handle depth adjustment allows precise depth setting to 1/256" (1/10 mm) up to 9/64" (3.5 mm)
- Includes: Parallel side fence, rabbet depth stop, extraction adapter, in SYSTAINER SYS 3 T-LOC

Item #	Description
FJ574690	Planer
FJ484515	Standard Smooth Cut Planer Blade