



PONY[®] JORGENSEN[®] WOODWORKING CLAMPS

Clamps without compromise. Since 1903.





AC52



AC50



Pony® Pipe Clamp Fixture, Traditional Style

- Multiple-disc-clutch design allows secure
- Hold at any point along pipe
- Clamping capacity only limited by length of pipe used (*not included)

| Item # | Handle Style | Black Pipe Diameter* |
|--------|--------------|----------------------|
| AC52 | Sliding Pin | 1/2" |
| AC50 | Crank-Type | 3/4" |

Associated Item:

- Clamp pads for protecting work
- Includes: (4) U-Shaped Pads


| Item # |
|--------|
| AC7456 |



Pony® Pipe Clamp Fixture, H-Style

- Wider and taller stance, taller and wider jaws than traditional style
- Clamping jaws are 2-1/8" and clamps sit 2-1/2" above work surfaces
- Multiple-disc-clutch design allows secure hold at any point along pipe (*not included)
- Built in clamp hanger feature


| Item # | Handle Style | Black Pipe Diameter* |
|--------|--------------|----------------------|
| AC55 | Crank-Type | 3/4" |



Pony® Pipe Clamp Fixture, Deep Reach Style

- 2-1/2 inch deep reach design
- Heads reverse to use as spreader clamp
- Multiple-disc-clutch design allows secure hold at any point along pipe
- Clamping capacity only limited by length of pipe used (*not included)

| Item # | Handle Style | Black Pipe Diameter* |
|--------|--------------|----------------------|
| AC56 | Wing Nut | 3/4" |



2 clamps shown



Pony® Cabinet Claw, Face Frame Clamp

- Combines the multiple steps of face frame cabinet installation into one easy process
- Professional quality installation is achieved at a fraction of the time versus traditional clamps
- Installs two stiles from 1-1/2" to 2" width and up to 1-1/2" thickness (each) with 4" opening capacity
- Protective rubber pads on clamp faces and alignment plate to cushion and protect cabinets
- Aluminum claws and alignment plate


| Item # | Description |
|--------|-----------------------------|
| AC8511 | Cabinet Claw (1 Clamp Pack) |
| AC8510 | Cabinet Claw (2 Clamp Pack) |



Pony® Spring Clamps with Protective Handles & Tips

- One of the most durable clamps available
- Non-slip jaws become parallel at maximum opening capacities

| Item # | Clamping Capacity | Throat Depth |
|----------|-------------------|--------------|
| AC3201HT | 1" | 1-1/4" |
| AC3202HT | 2" | 2" |
| AC3203HT | 3" | 3" |
| AC3204HT | 4" | 4" |



Use as a clamp



Use as a spreader
(spreading capacity is 6-1/2" longer than clamping capacity)



Join 2 clamps together to make a clamp with more than double the opening capacity of a single clamp!

Jorgensen® E-Z HOLD Medium Duty Spreader/Clamps, Expandable

- Some of our easiest clamps to use
- The contoured comfort grip and quick release lever make it simple to get a firm grip fast
- Can easily be converted into spreader clamps
- Exclusive patented feature allows 2 clamps to be joined together to make a clamp with more than double the opening capacity of a single clamp

| Item # | Clamping Capacity | Throat Depth | Clamping Force |
|---------|-------------------|--------------|----------------|
| AC33406 | 6" | 3-1/3" | 300 lb. |
| AC33412 | 12" | 3-1/3" | 300 lb. |
| AC33418 | 18" | 3-1/3" | 300 lb. |
| AC33424 | 24" | 3-1/3" | 300 lb. |
| AC33436 | 36" | 3-1/3" | 300 lb. |



Jorgensen® Steel Bar Clamps

- Cold-drawn steel screw with special, smoothly cut acme threads
- Multiple-disc clutch - three hardened, plated steel clutch discs and one clutch spring
- Pony® Jorgensen's® own 'multiple-disc-clutch' holds securely at any point along the bar
- Protective pads keep your project free from marring

Associated Item:

- Clamp pads for protecting work
- Includes: (4) round pads and (4) U-Shaped Pads
- For use with AC3700 Series Medium Duty clamps only




| Item # |
|--------|
| AC7437 |

| Item # | Clamping Capacity | Throat Depth | Clamping Force |
|--------------------|-------------------|--------------|----------------|
| Medium Duty | | | |
| AC3706 | 6" | 2-1/2" | 600 lb. |
| AC3712 | 12" | 2-1/2" | 600 lb. |
| AC3718 | 18" | 2-1/2" | 600 lb. |
| AC3724 | 24" | 2-1/2" | 600 lb. |
| AC3730 | 30" | 2-1/2" | 600 lb. |
| AC3736 | 36" | 2-1/2" | 600 lb. |
| Heavy Duty | | | |
| AC3706-HD | 6" | 3" | 1,000 lb. |
| AC3712-HD | 12" | 3" | 1,000 lb. |
| AC3718-HD | 18" | 3" | 1,000 lb. |
| AC3724-HD | 24" | 3" | 1,000 lb. |
| AC3730-HD | 30" | 3" | 1,000 lb. |
| AC3736-HD | 36" | 3" | 1,000 lb. |


Jorgensen® Steel Bar Clamps, Deep Reach

- The same high-quality materials as traditional steel bar clamps but with 5", 7" and 9" reaches
- Cold-drawn steel screw with special, smoothly cut acme threads
- Copper plated screws, handles and swivels
- Round edge, high-carbon steel


| Item # | Clamping Capacity | Throat Depth | Load Limit |
|--------|-------------------|--------------|------------|
| AC4512 | 12" | 5" | 1,200 lb. |
| AC4524 | 24" | 5" | 1,200 lb. |
| AC4536 | 36" | 5" | 1,200 lb. |
| AC4548 | 48" | 5" | 1,200 lb. |
| AC4560 | 60" | 5" | 1,200 lb. |
| AC4712 | 12" | 7" | 1,200 lb. |
| AC4724 | 24" | 7" | 1,200 lb. |
| AC4736 | 36" | 7" | 1,200 lb. |
| AC4748 | 48" | 7" | 1,200 lb. |
| AC4760 | 60" | 7" | 1,200 lb. |
| AC4772 | 72" | 7" | 1,200 lb. |
| AC4912 | 12" | 9" | 1,200 lb. |
| AC4924 | 24" | 9" | 1,200 lb. |
| AC4936 | 36" | 9" | 1,200 lb. |
| AC4948 | 48" | 9" | 1,200 lb. |
| AC4960 | 60" | 9" | 1,200 lb. |
| AC4972 | 72" | 9" | 1,200 lb. |



5" and 7" reach clamps feature Soft Grip handle



9" reach clamps feature Steel Sliding Pin handle



Jorgensen® Steel I-Bar Clamp, Crank Handle

- Heavy-duty steel bar clamps, with a resilient fixed-head design
- Bar size 1-1/2" x 7/16"
- Cold-drawn steel screw with special, smoothly cut acme threads
- Ductile cast iron castings, powder coated orange finish
- Withstands the rigorous daily demands of school shops, commercial woodworking and more

Associated Item:

- Clamp pads for protecting work
- Includes: (4) U-Shaped Pads



| |
|---------------|
| Item # |
| AC7456 |

| Item # | Clamping Capacity | Throat Depth | Load Limit |
|--------|-------------------|--------------|------------|
| AC7224 | 24" | 1-3/4" | 7,000 lb. |
| AC7230 | 30" | 1-3/4" | 7,000 lb. |
| AC7236 | 36" | 1-3/4" | 7,000 lb. |
| AC7248 | 48" | 1-3/4" | 7,000 lb. |
| AC7260 | 60" | 1-3/4" | 7,000 lb. |
| AC7272 | 72" | 1-3/4" | 7,000 lb. |
| AC7284 | 84" | 1-3/4" | 7,000 lb. |
| AC7296 | 96" | 1-3/4" | 7,000 lb. |



Pony® 15' Rapid Acting Band Clamp

- Perfect for awkward or irregular shaped clamping projects of odd shapes, including round, polygon or square
- Includes plastic non-marring 1 inch by 1 inch jaws allow for great fit on corners

| Item # | Band Length | Band Width | Band Limit |
|--------|-------------|------------|------------|
| AC1225 | 15' | 1" | 1000 lb. |



Titebond® Original PROjug™



- 2.15 gallon version of Franklin Titebond's most popular wood glue
- Jug features an easy pour nozzle with an air release valve in the back for smooth pouring
- Longer neck for better product control
- Dual handles for easy grip/control;
- Secondary hand hold at bottom front for secure grip while pouring

| |
|---------------|
| Item # |
| FG506-09 |



Titebond® Wood Glue Pump



- Fits ALL Titebond Gallons & PROjugs
- No Clog Applicator
- Effortless Water Clean-Up
- Simplifies refilling smaller glue bottles while minimizing waste

| |
|---------------|
| Item # |
| FG60015 |

PONY® JORGENSEN® CLAMPS

Würth Baer Supply
 909 Forest Edge Drive
 Vernon Hills, IL 60061
 T: 800-289-2237
 F: 888-558-2237
 www.wurthbaersupply.com

Other locations:

Bethlehem, PA
 Brooklyn Heights, OH
 Columbus, OH
 Eagan, MN
 Edison, NJ
 Elk Grove Village, IL

Guilderland Ctr, NY
 Harrisburg, PA
 Indianapolis, IN
 Kansas City, MO
 Leetsdale, PA
 Londonderry, NH
 Middletown, OH

Oak Park, MI
 Pennsauken, NJ
 Pewaukee, WI
 Rumford, RI
 Syracuse, NY
 Versailles, KY
 West Haven, CT



Nitrile Gloves, Classic, Powder Free

- Rolled cuff for easy on/off and added strength
- Textured for better grip
- Sold in full boxes of 100 each

| Item # | Color | Size | Powder Free | Thickness |
|---------------------|-------|------|-------------|-----------|
| Black Gloves | | | | |
| WW899470328 | Black | M | Yes | 5 mil |
| WW899470329 | Black | L | Yes | 5 mil |
| WW899470330 | Black | XL | Yes | 5 mil |
| WW899470331 | Black | 2XL | Yes | 5 mil |
| Blue Gloves | | | | |
| WW899470308 | Blue | M | Yes | 5 mil |
| WW899470309 | Blue | L | Yes | 5 mil |
| WW899470310 | Blue | XL | Yes | 5 mil |
| WW899470311 | Blue | 2XL | Yes | 5 mil |



Nitrile Gloves, Heavy Weight, Powder Free

- Rolled cuff for easy on/off and added strength
- Aggressive texture enables greater surface contact
- Sold in full boxes of 100 each

| Item # | Color | Size | Powder Free | Thickness |
|-------------|--------|------|-------------|-----------|
| WW899470321 | Orange | M | Yes | 8+ mil |
| WW899470322 | Orange | L | Yes | 8+ mil |
| WW899470323 | Orange | XL | Yes | 8+ mil |
| WW899470324 | Orange | 2XL | Yes | 8+ mil |