

Würth Baer Supply

PRO VALUE LIGHTING ORDERING GUIDE



**SEE LED LIGHTING IN
A WHOLE NEW LIGHT** 

PRO[™]
VALUE SERIES

Note: Pricing subject to
change without notice.

INSIDE

| | |
|--|-------|
| Pro 0.8W LED Tape | 2 - 3 |
| Pro 1.5W LED Tape..... | 4 - 5 |
| Pro 3W LED Tape..... | 6 - 7 |
| Pro 1.5W LED Splash Proof Tape..... | 8 - 9 |
| Pro 1.5W LED Stick..... | 10 |
| Pro 3W LED Stick..... | 11 |
| Pro 2W LED Puck..... | 12 |
| Pro 3W LED Puck..... | 13 |
| Pro Power Supplies/ Dimmable Drivers | 14 |
| Pro Dimmer, On-Off Switches, Extension Cords..... | 15 |





SEE LED LIGHTING IN A WHOLE NEW LIGHT

PRO 0.8W LED Tape Accessories listed on following page ►

PRO 0.8W LED TAPE

- 0.8 Watt per 12", 12 V, Bulb Life: 25,000 hrs.
- 100° Beam Spread, 1 Year Warranty
- Size: 16.4' L x 3/8" W x 5/64" H (can be cut every 4")
- **Required Component:** 79" Lead Cord - sold separately below (B)
- **Required Component:** Dimmable Driver - If you are dimming from a wall dimmer - sold separately below (C & D or E) **-OR-**
- **Required Component:** Power Supply - If you are **NOT** dimming from a wall dimmer - sold separately on next page (F)

Packing & Sold In: Each




| | Item# | Description |
|---|------------------|---|
| A | SZL-PT08W-3R-1 | Pro 0.8W LED Tape, 16.4' Roll, 12 Volts, Warm White (3000K) |
| | SZL-PT08W-5R-1 | Pro 0.8W LED Tape, 16.4' Roll, 12 Volts, Cool White (5000K) |
| Required Component - Must purchase to get power to Pro 0.8W LED Tape | | |
| B | SZL-PTPCL-79IN-1 | 79" Lead Cord, Connects Tape to Power Supply |




Required Component - If you are dimming from a wall dimmer.

Note: Must purchase Dimmer Driver with Dimmer Switches in order for unit to operate.



Used to dim LED Tape with a Wall Dimmer. Hardwire directly to a wall dimmer switch.




| | Item# | Description | Tape Capacity |
|---|--------------------|---|---------------|
| Required Component - If you are dimming from a wall dimmer | | | |
| C | SZL-PRO-ELT12DIM-1 | 12W, 12V Dim Driver w/6 AMP Ports | 15' |
| | SZL-PRO-ELT24DIM-1 | 24W, 12V Dim Driver w/6 AMP Ports | 30' |
| LED Wall Dimmer Switches | | | |
| D | SZL-PRODIVAWH-1 | 150W, Lutron Diva® C • L™ Dimmer w/out plate | |
| E | SZL-PROSKYWH-1 | 150W, Lutron Skylark Contour C • L™ Dim w/out plate | |

PRO 0.8W LED TAPE

Power Supplies




Required Component
If you are **not** dimming from a wall dimmer




Dimmer Switches



On/Off Switches



Accessories



| | Item# | Description | Tape Capacity |
|---|-----------------|---|---------------|
| Required Component - If you are NOT dimming from a wall dimmer | | | |
| F | SZL-PRO-15ELT-1 | 15W, 12V Power Supply w/6 AMP Ports | 18.75' |
| | SZL-PRO-30ELT-1 | 30W, 12V Power Supply w/6 AMP Ports | 37.5' |
| | SZL-PRO-60ELT-1 | 60W, 12V Power Supply w/6 AMP Ports | 75' |
| 12V Dimmer Switches (Used with Power Supply) | | | |
| G | SZL-SQRTD-NI-1 | 60W, Sq. Touch Dimmer w/96" Input - 6" Output Wires | |
| H | SZL-RNDTD-NI-1 | 60W, Round Touch Dimmer w/79" Input - 6" Output Wires | |
| I | SZL-ROTDIM-BL-1 | 48W, Rotary Dimmer w/79" Input - 8" Output Wires | |
| 12V On/Off Switches (Used with Power Supply) | | | |
| J | SZL-RNDDS-NI-1 | 60W, Round Door Sensor w/79" Input - 6" Output Wires | |
| K | SZL-RNDPS-NI-1 | 60W, Rnd Proximity Switch w/79" Input - 6" Output Wires | |
| L | SZL-RNDON-BL-1 | 60W, Rnd On/Off Switch w/79" Input - 6" Output Wires | |

Accessories

| Linking Wires | | | |
|---|-------------------|---|--|
| M | SZL-PTCON-2IN-1 | 2" Linking Wire, Links Two Tapes Together | |
| | SZL-PTCON-6IN-1 | 6" Linking Wire, Links Two Tapes Together | |
| | SZL-PTCON-10IN-1 | 10" Linking Wire, Links Two Tapes Together | |
| | SZL-PTCON-24IN-1 | 24" Linking Wire, Links Two Tapes Together | |
| | SZL-PTCON-48IN-1 | 48" Linking Wire, Links Two Tapes Together | |
| | SZL-PTCON-72IN-1 | 72" Linking Wire, Links Two Tapes Together | |
| Connectors for Creating Custom Lengths of Linking Wire | | | |
| N | SZL-PTCIC-WH-1 | Custom Interlink Connectors (CIC), used to create custom lengths of linking wire, packed in pairs | |
| O | SZL-PWIRE25-RB-1 | 25' Roll, 18 Gauge Wire, Red/Black Color | |
| End-To-End Connector | | | |
| P | SZL-PTBTB-WH-1 | End-To-End Connector | |
| Extension Cords | | | |
| Q | SZL-EXTCON-3IN-1 | 3" Extension Cord | |
| | SZL-EXTCON-6IN-1 | 6" Extension Cord | |
| | SZL-EXTCON-10IN-1 | 10" Extension Cord | |
| | SZL-EXTCON-24IN-1 | 24" Extension Cord | |
| | SZL-EXTCON-48IN-1 | 48" Extension Cord | |
| | SZL-EXTCON-72IN-1 | 72" Extension Cord | |
| | SZL-EXTCON-96IN-1 | 96" Extension Cord | |

PRO 1.5W LED TAPE

- 1.5 Watts per 12", 12 V, Bulb Life: 25,000 hours
- 100° Beam Spread, 1 Year Warranty
- Size: 16.4'L x 3/8"W x 5/64"H (can be cut every 2")
- **Required Component:** 79" Lead Cord - sold separately below (B)
- **Required Component:** Dimmable Driver - If you are dimming from a wall dimmer - sold separately below (C & D or E) **-OR-**
- **Required Component:** Power Supply - If you are **NOT** dimming from a wall dimmer - sold separately on next page (F)


Packing & Sold In: Each




| Item# | Description |
|---|---|
| A | SZL-PT15W-3R-1 Pro 1.5W LED Tape, 16.4' Roll, 79" Lead Cord Sold Separately, 12 Volts, Warm White (3000K) |
| | SZL-PT15W-5R-1 Pro 1.5W LED Tape, 16.4' Roll, 79" Lead Cord Sold Separately, 12 Volts, Cool White (5000K) |
| Required Component - Must purchase to get power to Pro 1.5W LED Tape | |
| B | SZL-PTPCL-79IN-1 79" Lead Cord, Connects Tape to Power Supply |

Required Component - If you are dimming from a wall dimmer.

Note: Must purchase Dimmer Driver with Dimmer Switches in order for unit to operate.



Used to dim LED Tape with a Wall Dimmer. Hardwire directly to a wall dimmer switch.




| Item# | Description | Tape Capacity |
|---|--|---------------|
| Required Component - If you are dimming from a wall dimmer | | |
| C | SZL-PRO-ELT12DIM-1 12W, 12V Dim Driver w/6 AMP Ports | 8' |
| | SZL-PRO-ELT24DIM-1 24W, 12V Dim Driver w/6 AMP Ports | 16' |
| LED Wall Dimmer Switches | | |
| D | SZL-PRODIVAWH-1 150W, Lutron Diva® C•L™ Dimmer w/out plate | |
| E | SZL-PROSKYWH-1 150W, Lutron Skylark Contour C•L™ Dim w/out plate | |

PRO 1.5W LED Tape Accessories listed on following page ►


PRO 1.5W LED TAPE

Power Supplies


 **Required Component**
If you are **not** dimming from a wall dimmer




Dimmer Switches




On/Off Switches



Accessories



| | Item# | Description | Tape Capacity |
|---|-----------------|---|---------------|
|  Required Component - If you are NOT dimming from a wall dimmer | | | |
| F | SZL-PRO-15ELT-1 | 15W, 12V Power Supply w/6 AMP Ports | 10' |
| | SZL-PRO-30ELT-1 | 30W, 12V Power Supply w/6 AMP Ports | 20' |
| | SZL-PRO-60ELT-1 | 60W, 12V Power Supply w/6 AMP Ports | 40' |
| 12V Dimmer Switches (Used with Power Supply) | | | |
| G | SZL-SQRTD-NI-1 | 60W, Sq. Touch Dimmer w/96" Input - 6" Output Wires | |
| H | SZL-RNDTD-NI-1 | 60W, Round Touch Dimmer w/79" Input - 6" Output Wires | |
| I | SZL-ROTDIM-BL-1 | 48W, Rotary Dimmer w/79" Input - 8" Output Wires | |
| 12V On/Off Switches (Used with Power Supply) | | | |
| J | SZL-RNDDS-NI-1 | 60W, Round Door Sensor w/79" Input - 6" Output Wires | |
| K | SZL-RNDPS-NI-1 | 60W, Rnd Proximity Switch w/79" Input - 6" Output Wires | |
| L | SZL-RNDON-BL-1 | 60W, Rnd On/Off Switch w/79" Input - 6" Output Wires | |

Accessories

| Linking Wires | | | |
|---|-------------------|---|--|
| M | SZL-PTCON-2IN-1 | 2" Linking Wire, Links Two Tapes Together | |
| | SZL-PTCON-6IN-1 | 6" Linking Wire, Links Two Tapes Together | |
| | SZL-PTCON-10IN-1 | 10" Linking Wire, Links Two Tapes Together | |
| | SZL-PTCON-24IN-1 | 24" Linking Wire, Links Two Tapes Together | |
| | SZL-PTCON-48IN-1 | 48" Linking Wire, Links Two Tapes Together | |
| | SZL-PTCON-72IN-1 | 72" Linking Wire, Links Two Tapes Together | |
| Connectors for Creating Custom Lengths of Linking Wire | | | |
| N | SZL-PTCIC-WH-1 | Custom Interlink Connectors (CIC), used to create custom lengths of linking wire, packed in pairs | |
| O | SZL-PWIRE25-RB-1 | 25' Roll, 18 Gauge Wire, Red/Black Color | |
| End-To-End Connector | | | |
| P | SZL-PTBTB-WH-1 | End-To-End Connector | |
| Extension Cords | | | |
| Q | SZL-EXTCON-3IN-1 | 3" Extension Cord | |
| | SZL-EXTCON-6IN-1 | 6" Extension Cord | |
| | SZL-EXTCON-10IN-1 | 10" Extension Cord | |
| | SZL-EXTCON-24IN-1 | 24" Extension Cord | |
| | SZL-EXTCON-48IN-1 | 48" Extension Cord | |
| | SZL-EXTCON-72IN-1 | 72" Extension Cord | |
| | SZL-EXTCON-96IN-1 | 96" Extension Cord | |

PRO 3W LED TAPE

- 3 Watts per 12", 12 Volts, Bulb Life: 25,000 hours
- 100° Beam Spread, 1 Year Warranty
- Size: 16.4'L x 3/8"W x 5/64"H (can be cut every 1")
- **Required Component:** 79" Lead Cord - sold separately below (B)
- **Required Component:** Dimmable Driver - If you are dimming from a wall dimmer - sold separately below (C & D or E) **-OR-**
- **Required Component:** Power Supply - If you are **NOT** dimming from a wall dimmer - sold separately on next page (F)

Packing & Sold In: Each




| | Item# | Description |
|---|------------------|--|
| A | SZL-PT3W-3R-1 | Pro 3W LED Tape, 16.4' Roll, 79" Lead Cord Sold Separately, 12 Volts, Warm White (3000K) |
| | SZL-PT3W-5R-1 | Pro 3W LED Tape, 16.4' Roll, 79" Lead Cord Sold Separately, 12 Volts, Cool White (5000K) |
| Required Component - Must purchase to get power to Pro 3W LED Tape | | |
| B | SZL-PTPCL-79IN-1 | 79" Lead Cord, Connects Tape to Power Supply |

Required Component - If you are dimming from a wall dimmer

Note: Must purchase Dimmer Driver with Dimmer Switches in order for unit to operate.



Used to dim LED Tape with a Wall Dimmer. Hardwire directly to a wall dimmer switch.



| | Item# | Description | Tape Capacity |
|---|--------------------|---|---------------|
| Required Component - If you are dimming from a wall dimmer | | | |
| C | SZL-PRO-ELT12DIM-1 | 12W, 12V Dim Driver w/6 AMP Ports | 4' |
| | SZL-PRO-ELT24DIM-1 | 24W, 12V Dim Driver w/6 AMP Ports | 8' |
| LED Wall Dimmer Switches | | | |
| D | SZL-PRODIVAWH-1 | 150W, Lutron Diva® C • L™ Dimmer w/out plate | |
| E | SZL-PROSKYWH-1 | 150W, Lutron Skylark Contour C • L™ Dim w/out plate | |


PRO 3W LED Tape Accessories listed on following page ►

PRO 3W LED TAPE

Power Supplies




Required Component
If you are **not** dimming from a wall dimmer




Dimmer Switches



On/Off Switches



Accessories



| | Item# | Description | Tape Capacity |
|---|-----------------|---|---------------|
| Required Component - If you are NOT dimming from a wall dimmer | | | |
| F | SZL-PRO-15ELT-1 | 15W, 12V Power Supply w/6 AMP Ports | 5' |
| | SZL-PRO-30ELT-1 | 30W, 12V Power Supply w/6 AMP Ports | 10' |
| | SZL-PRO-60ELT-1 | 60W, 12V Power Supply w/6 AMP Ports | 20' |
| 12V Dimmer Switches (Used with Power Supply) | | | |
| G | SZL-SQRTD-NI-1 | 60W, Sq. Touch Dimmer w/96" Input - 6" Output Wires | |
| H | SZL-RNDTD-NI-1 | 60W, Round Touch Dimmer w/79" Input - 6" Output Wires | |
| I | SZL-ROTDIM-BL-1 | 48W, Rotary Dimmer w/79" Input - 8" Output Wires | |
| 12V On/Off Switches (Used with Power Supply) | | | |
| J | SZL-RNDDS-NI-1 | 60W, Round Door Sensor w/79" Input - 6" Output Wires | |
| K | SZL-RNDPS-NI-1 | 60W, Rnd Proximity Switch w/79" Input - 6" Output Wires | |
| L | SZL-RNDON-BL-1 | 60W, Rnd On/Off Switch w/79" Input - 6" Output Wires | |

Accessories

| Linking Wires | | | |
|---|-------------------|---|--|
| M | SZL-PTCON-2IN-1 | 2" Linking Wire, Links Two Tapes Together | |
| | SZL-PTCON-6IN-1 | 6" Linking Wire, Links Two Tapes Together | |
| | SZL-PTCON-10IN-1 | 10" Linking Wire, Links Two Tapes Together | |
| | SZL-PTCON-24IN-1 | 24" Linking Wire, Links Two Tapes Together | |
| | SZL-PTCON-48IN-1 | 48" Linking Wire, Links Two Tapes Together | |
| | SZL-PTCON-72IN-1 | 72" Linking Wire, Links Two Tapes Together | |
| Connectors for Creating Custom Lengths of Linking Wire | | | |
| N | SZL-PTCIC-WH-1 | Custom Interlink Connectors (CIC), used to create custom lengths of linking wire, packed in pairs | |
| O | SZL-PWIRE25-RB-1 | 25' Roll, 18 Gauge Wire, Red/Black Color | |
| End-To-End Connector | | | |
| P | SZL-PTBTB-WH-1 | End-To-End Connector | |
| Extension Cords | | | |
| Q | SZL-EXTCON-3IN-1 | 3" Extension Cord | |
| | SZL-EXTCON-6IN-1 | 6" Extension Cord | |
| | SZL-EXTCON-10IN-1 | 10" Extension Cord | |
| | SZL-EXTCON-24IN-1 | 24" Extension Cord | |
| | SZL-EXTCON-48IN-1 | 48" Extension Cord | |
| | SZL-EXTCON-72IN-1 | 72" Extension Cord | |
| | SZL-EXTCON-96IN-1 | 96" Extension Cord | |

PRO 1.5W LED SPLASH PROOF TAPE

- 1.5 Watts per 12", 12 Volts, Bulb Life: 25,000 hours
- 100° Beam Spread, 1 Year Warranty
- Size: 16.4'L x 3/8"W x 5/64"H (can be cut every 2")
- **Required Component:** 79" Lead Cord - sold separately below (B)
- **Required Component:** Dimmable Driver - If you are dimming from a wall dimmer - sold separately below (C & D or E) **-OR-**
- **Required Component:** Power Supply - If you are **NOT** dimming from a wall dimmer - sold separately on next page (F)

Packing & Sold In: Each




| Item# | Description |
|--|--|
| A | SZL-PT15W-SP-3R-1 Splash Proof Tape (Clear Plastic Covering over the Tape), 16.4' Roll, 12 Volts, Warm White (3000K) |
| | SZL-PT15W-SP-5R-1 Splash Proof Tape (Clear Plastic Covering over the Tape), 16.4' Roll, 12 Volts, Cool White (5000K) |
| Required Component - Must purchase to get power to Pro 1.5W LED Splash Proof Tape | |
| B | SZL-PTPCL-79IN-1 79" Lead Cord, Connects Tape to Power Supply |

Required Component - If you are dimming from a wall dimmer.

Note: Must purchase Dimmer Driver with Dimmer Switches in order for unit to operate.



Used to dim LED Tape with a Wall Dimmer. Hardwire directly to a wall dimmer switch.



| Item# | Description | Tape Capacity |
|---|--|---------------|
| Required Component - If you are dimming from a wall dimmer | | |
| C | SZL-PRO-ELT12DIM-1 12W, 12V Dim Driver w/6 AMP Ports | 8' |
| | SZL-PRO-ELT24DIM-1 24W, 12V Dim Driver w/6 AMP Ports | 16' |
| LED Wall Dimmer Switches | | |
| D | SZL-PRODIVAWH-1 150W, Lutron Diva® C•L™ Dimmer w/out plate | |
| E | SZL-PROSKYWH-1 150W, Lutron Skylark Contour C•L™ Dim w/out plate | |


PRO 1.5W LED Splash Proof Tape Accessories listed on following page ►

PRO 1.5W LED SPLASH PROOF TAPE


Power Supplies




Required Component
If you are **not** dimming from a wall dimmer




Dimmer Switches



On/Off Switches



Accessories



| | Item# | Description | Tape Capacity |
|---|-----------------|---|---------------|
| Required Component - If you are NOT dimming from a wall dimmer | | | |
| F | SZL-PRO-15ELT-1 | 15W, 12V Power Supply w/6 AMP Ports | 10' |
| | SZL-PRO-30ELT-1 | 30W, 12V Power Supply w/6 AMP Ports | 20' |
| | SZL-PRO-60ELT-1 | 60W, 12V Power Supply w/6 AMP Ports | 40' |
| 12V Dimmer Switches (Used with Power Supply) | | | |
| G | SZL-SQRTD-NI-1 | 60W, Sq. Touch Dimmer w/96" Input - 6" Output Wires | |
| H | SZL-RNDTD-NI-1 | 60W, Round Touch Dimmer w/79" Input - 6" Output Wires | |
| I | SZL-ROTDIM-BL-1 | 48W, Rotary Dimmer w/79" Input - 8" Output Wires | |
| 12V On/Off Switches (Used with Power Supply) | | | |
| J | SZL-RNDDS-NI-1 | 60W, Round Door Sensor w/79" Input - 6" Output Wires | |
| K | SZL-RNDPS-NI-1 | 60W, Rnd Proximity Switch w/79" Input - 6" Output Wires | |
| L | SZL-RNDON-BL-1 | 60W, Rnd On/Off Switch w/79" Input - 6" Output Wires | |

Accessories

| Linking Wires | | | |
|---|-------------------|---|--|
| M | SZL-PTCON-2IN-1 | 2" Linking Wire, Links Two Tapes Together | |
| | SZL-PTCON-6IN-1 | 6" Linking Wire, Links Two Tapes Together | |
| | SZL-PTCON-10IN-1 | 10" Linking Wire, Links Two Tapes Together | |
| | SZL-PTCON-24IN-1 | 24" Linking Wire, Links Two Tapes Together | |
| | SZL-PTCON-48IN-1 | 48" Linking Wire, Links Two Tapes Together | |
| | SZL-PTCON-72IN-1 | 72" Linking Wire, Links Two Tapes Together | |
| Connectors for Creating Custom Lengths of Linking Wire | | | |
| N | SZL-PTCIC-WH-1 | Custom Interlink Connectors (CIC), used to create custom lengths of linking wire, packed in pairs | |
| O | SZL-PWIRE25-RB-1 | 25' Roll, 18 Gauge Wire, Red/Black Color | |
| End-To-End Connector | | | |
| P | SZL-PTBTB-WH-1 | End-To-End Connector | |
| Extension Cords | | | |
| Q | SZL-EXTCON-3IN-1 | 3" Extension Cord | |
| | SZL-EXTCON-6IN-1 | 6" Extension Cord | |
| | SZL-EXTCON-10IN-1 | 10" Extension Cord | |
| | SZL-EXTCON-24IN-1 | 24" Extension Cord | |
| | SZL-EXTCON-48IN-1 | 48" Extension Cord | |
| | SZL-EXTCON-72IN-1 | 72" Extension Cord | |
| | SZL-EXTCON-96IN-1 | 96" Extension Cord | |

PRO 1.5W LED STICK

- 1.5 Watts, 12 Volts, Bulb Life: 25,000 hours
- Each 1.5W LED Stick includes a 79" Lead Cord and Install Brackets
- 90° Beam Spread, 1 Year Warranty
- **Required Component:** Dimmable Driver - If you are dimming from a wall dimmer - sold separately below (B, C or D) **-OR-**
- **Required Component:** Power Supply - If you are **NOT** dimming from a wall dimmer - sold separately below (E)

Packing & Sold In: Each



| Item# | Description |
|---------------------|---|
| A SZL-11SK15W-3PL-1 | Pro 1.5W LED Stick, 11"L, Includes 79" Lead Cord and Install Brackets, 12 Volts, Warm White (3000K) |
| A SZL-11SK15W-5PL-1 | Pro 1.5W LED Stick, 11"L, Includes 79" Lead Cord and Install Brackets, 12 Volts, Cool White (5000K) |



Used to dim LED Sticks with a Wall Dimmer. Hardwire directly to a wall dimmer switch.



| Item# | Description | Stick Capacity |
|---|---|----------------|
| Required Component - If you are dimming from a wall dimmer | | |
| B SZL-PRO-ELT12DIM-1 | 12W, 12V Dim Driver w/6 AMP Ports | 8 |
| B SZL-PRO-ELT24DIM-1 | 24W, 12V Dim Driver w/6 AMP Ports | 16 |
| LED Wall Dimmers used with Dimmable Drivers | | |
| C SZL-PRODIVAWH-1 | 150W, Lutron Diva® C • L™ Dimmer without plate | |
| D SZL-PROSKYWH-1 | 150W, Lutron Skylark Contour C • L™ Dim without plate | |
| Required Component - If you are NOT dimming from a wall dimmer | | |
| E SZL-PRO-15ELT-1 | 15W, 12V Power Supply with 6 AMP Ports | 10 |
| E SZL-PRO-30ELT-1 | 30W, 12V Power Supply with 6 AMP Ports | 20 |
| E SZL-PRO-60ELT-1 | 60W, 12V Power Supply with 6 AMP Ports | 40 |
| 12V Dimmer Switches & On/Off Switches (Used with Power Supplies) | | |
| F SZL-SQRTD-NI-1 | 60W, Sq. Touch Dimmer w/96" Input - 6" Output Wires | |
| G SZL-RNDTD-NI-1 | 60W, Round Touch Dimmer w/79" Input - 6" Output Wires | |
| G SZL-RNDPS-NI-1 | 60W, Rnd Proximity Switch w/79" Input - 6" Output Wires | |
| G SZL-RNDDS-NI-1 | 60W, Round Door Sensor w/79" Input - 6" Output Wires | |
| H SZL-ROTDIM-BL-1 | 48W, Rotary Dimmer w/79" Input - 8" Output Wires | |
| I SZL-RNDON-BL-1 | 60W, Rnd On/Off Switch w/79" Input - 6" Output Wires | |

ACCESSORIES

| Linking Wires (Links 2 Sticks Together) | | |
|---|------|--|
| Item # | Size | |
| J SZL-SKLNK-2IN-1 | 2" | |
| J SZL-SKLNK-6IN-1 | 6" | |
| J SZL-SKLNK-10IN-1 | 10" | |
| J SZL-SKLNK-24IN-1 | 24" | |
| J SZL-SKLNK-48IN-1 | 48" | |
| J SZL-SKLNK-72IN-1 | 72" | |
| J SZL-SKLNK-96IN-1 | 96" | |

| Extension Cords | | |
|---------------------|------|--|
| Item # | Size | |
| K SZL-EXTCON-3IN-1 | 3" | |
| K SZL-EXTCON-6IN-1 | 6" | |
| K SZL-EXTCON-10IN-1 | 10" | |
| K SZL-EXTCON-24IN-1 | 24" | |
| K SZL-EXTCON-48IN-1 | 48" | |
| K SZL-EXTCON-72IN-1 | 72" | |
| K SZL-EXTCON-96IN-1 | 96" | |

PRO 3W LED STICK

- 3 Watts, 12 Volts, Bulb Life: 25,000 hours
- Each 3W LED Stick includes a 79" Lead Cord and Install Brackets
- 90° Beam Spread, 1 Year Warranty
- **Required Component:** Dimmable Driver - If you are dimming from a wall dimmer - sold separately below (B, C or D) **-OR-**
- **Required Component:** Power Supply - If you are **NOT** dimming from a wall dimmer - sold separately below (E)

Packing & Sold In: Each



| Item# | Description |
|------------------|---|
| SZL-11SK3W-3PL-1 | Pro 3W LED Stick, 11"L, Includes 79" Lead Cord and Install Brackets, 12 Volts, Warm White (3000K) |
| SZL-11SK3W-5PL-1 | Pro 3W LED Stick, 11"L, Includes 79" Lead Cord and Install Brackets, 12 Volts, Cool White (5000K) |



Used to dim LED Sticks with a Wall Dimmer. Hardwire directly to a wall dimmer switch.

| Item# | Description | Stick Capacity | |
|---|--------------------|---|----|
| Required Component - If you are dimming from a wall dimmer | | | |
| B | SZL-PRO-ELT12DIM-1 | 12W, 12V Dim Driver w/6 AMP Ports | 4 |
| | SZL-PRO-ELT24DIM-1 | 24W, 12V Dim Driver w/6 AMP Ports | 8 |
| LED Wall Dimmers used with Dimmable Drivers | | | |
| C | SZL-PRODIVAWH-1 | 150W, Lutron Diva® C • L™ Dimmer without plate | |
| D | SZL-PROSKYW-1 | 150W, Lutron Skylark Contour C • L™ Dim without plate | |
| Required Component - If you are NOT dimming from a wall dimmer | | | |
| E | SZL-PRO-15ELT-1 | 15W, 12V Power Supply with 6 AMP Ports | 5 |
| | SZL-PRO-30ELT-1 | 30W, 12V Power Supply with 6 AMP Ports | 10 |
| | SZL-PRO-60ELT-1 | 60W, 12V Power Supply with 6 AMP Ports | 20 |
| 12V Dimmer Switches & On/Off Switches (Used with Power Supplies) | | | |
| F | SZL-SQRTD-NI-1 | 60W, Sq. Touch Dimmer w/96" Input - 6" Output Wires | |
| G | SZL-RNDTD-NI-1 | 60W, Round Touch Dimmer w/79" Input - 6" Output Wires | |
| | SZL-RNDPS-NI-1 | 60W, Rnd Proximity Switch w/79" Input - 6" Output Wires | |
| | SZL-RNDDS-NI-1 | 60W, Round Door Sensor w/79" Input - 6" Output Wires | |
| H | SZL-ROTDIM-BL-1 | 48W, Rotary Dimmer w/79" Input - 8" Output Wires | |
| I | SZL-RNDON-BL-1 | 60W, Rnd On/Off Switch w/79" Input - 6" Output Wires | |

ACCESSORIES

| Linking Wires (Links 2 Sticks Together) | | |
|---|------------------|-----|
| Item # | Size | |
| J | SZL-SKLNK-2IN-1 | 2" |
| | SZL-SKLNK-6IN-1 | 6" |
| | SZL-SKLNK-10IN-1 | 10" |
| | SZL-SKLNK-24IN-1 | 24" |
| | SZL-SKLNK-48IN-1 | 48" |
| | SZL-SKLNK-72IN-1 | 72" |
| | SZL-SKLNK-96IN-1 | 96" |

| Extension Cords | | |
|-----------------|-------------------|-----|
| Item # | Size | |
| K | SZL-EXTCON-3IN-1 | 3" |
| | SZL-EXTCON-6IN-1 | 6" |
| | SZL-EXTCON-10IN-1 | 10" |
| | SZL-EXTCON-24IN-1 | 24" |
| | SZL-EXTCON-48IN-1 | 48" |
| | SZL-EXTCON-72IN-1 | 72" |
| | SZL-EXTCON-96IN-1 | 96" |


PRO 2W LED PUCK

- 2 Watts, 12 Volts, Bulb Life: 25,000 hours
- Size: 2-1/4" Diameter Bore Hole x 1/2" Height
- 53° Beam Spread, 1 Year Warranty
- **Required Component:** Dimmable Driver - If you are dimming from a wall dimmer - sold separately below (B, C or D) **-OR-**
- **Required Component:** Power Supply - If you are **NOT** dimming from a wall dimmer - sold separately below (E)

Packing & Sold In: Each (Includes attached 79" Connecting Cable)



| | Item# | Description |
|---|----------------|--|
| A | SZL-PK2W-3NI-1 | Pro 2W LED Puck w/ 79" cord, 12 Volts, Recess Mount, Warm White (3000K), Nickel Finish |
| | SZL-PK2W-5NI-1 | Pro 2W LED Puck w/ 79" cord, 12 Volts, Recess Mount, Cool White (5000K), Nickel Finish |



Used to dim LED Sticks with a Wall Dimmer. Hardwire directly to a wall dimmer switch.


| | Item# | Description | Puck Capacity |
|---|--------------------|---|---------------|
| Required Component - If you are dimming from a wall dimmer | | | |
| B | SZL-PRO-ELT12DIM-1 | 12W, 12V Dim Driver w/6 AMP Ports | 6 |
| | SZL-PRO-ELT24DIM-1 | 24W, 12V Dim Driver w/6 AMP Ports | 12 |
| LED Wall Dimmers used with Dimmable Drivers | | | |
| C | SZL-PRODIVAWH-1 | 150W, Lutron Diva® C•L™ Dimmer without plate | |
| D | SZL-PROSKYWH-1 | 150W, Lutron Skylark Contour C•L™ Dim without plate | |
| Required Component - If you are NOT dimming from a wall dimmer | | | |
| E | SZL-PRO-15ELT-1 | 15W, 12V Power Supply with 6 AMP Ports | 7 |
| | SZL-PRO-30ELT-1 | 30W, 12V Power Supply with 6 AMP Ports | 15 |
| | SZL-PRO-60ELT-1 | 60W, 12V Power Supply with 6 AMP Ports | 30 |
| 12V Dimmer Switches & On/Off Switches (Used with Power Supplies) | | | |
| F | SZL-SQRD-NI-1 | 60W, Sq. Touch Dimmer w/96" Input - 6" Output Wires | |
| G | SZL-RNDTD-NI-1 | 60W, Round Touch Dimmer w/79" Input - 6" Output Wires | |
| | SZL-RNDPS-NI-1 | 60W, Rnd Proximity Switch w/79" Input - 6" Output Wires | |
| H | SZL-RNDDS-NI-1 | 60W, Round Door Sensor w/79" Input - 6" Output Wires | |
| | SZL-ROTDIM-BL-1 | 48W, Rotary Dimmer w/79" Input - 8" Output Wires | |
| I | SZL-RNDON-BL-1 | 60W, Rnd On/Off Switch w/79" Input - 6" Output Wires | |

ACCESSORIES

| | Item # | Description |
|---------------------------|-------------------|--|
| Surface Mount Ring | | |
| J | SZL-PKSMR-NI-1 | Pro LED Puck Surface Mount Ring, Nickel Finish |
| Extension Cords | | |
| K | SZL-EXTCON-3IN-1 | 3" Extension Cord |
| | SZL-EXTCON-6IN-1 | 6" Extension Cord |
| | SZL-EXTCON-10IN-1 | 10" Extension Cord |
| | SZL-EXTCON-24IN-1 | 24" Extension Cord |
| | SZL-EXTCON-48IN-1 | 48" Extension Cord |
| | SZL-EXTCON-72IN-1 | 72" Extension Cord |
| | SZL-EXTCON-96IN-1 | 96" Extension Cord |

PRO 3W LED PUCK


- 3 Watts, 12 Volts, Bulb Life: 25,000 hours
- Size: 2-1/4" Diameter Bore Hole x 7/16" Height
- 100° Beam Spread, 1 Year Warranty
- **Required Component:** Dimmable Driver - If you are dimming from a wall dimmer - sold separately below (C, D or E) **-OR-**
- **Required Component:** Power Supply - If you are **NOT** dimming from a wall dimmer - sold separately below (F)



Packing & Sold In: Each (Includes attached 79" Connecting Cable, Frosted Lens, Recess Mount)

| | Item# | Description |
|---|----------------|-----------------------------------|
| A | SZL-PK3W-3NI-1 | Warm White (3000K), Nickel Finish |
| | SZL-PK3W-5NI-1 | Cool White (5000K), Nickel Finish |

| | Item# | Description |
|---|----------------|----------------------------------|
| B | SZL-PK3W-3BL-1 | Warm White (3000K), Black Finish |
| | SZL-PK3W-5BL-1 | Cool White (5000K), Black Finish |



| | Item# | Description | Puck Capacity |
|---|--------------------|---|---------------|
| Required Component - If you are dimming from a wall dimmer | | | |
| C | SZL-PRO-ELT12DIM-1 | 12W, 12V Dim Driver w/6 AMP Ports | 4 |
| | SZL-PRO-ELT24DIM-1 | 24W, 12V Dim Driver w/6 AMP Ports | 8 |
| LED Wall Dimmers used with Dimmable Drivers | | | |
| D | SZL-PRODIVAWH-1 | 150W, Lutron Diva® C • L™ Dimmer without plate | |
| E | SZL-PROSKYWH-1 | 150W, Lutron Skylark Contour C • L™ Dim without plate | |
| Required Component - If you are NOT dimming from a wall dimmer | | | |
| F | SZL-PRO-15ELT-1 | 15W, 12V Power Supply with 6 AMP Ports | 5 |
| | SZL-PRO-30ELT-1 | 30W, 12V Power Supply with 6 AMP Ports | 10 |
| | SZL-PRO-60ELT-1 | 60W, 12V Power Supply with 6 AMP Ports | 20 |
| 12V Dimmer Switches & On/Off Switches (Used with Power Supplies) | | | |
| G | SZL-SQRD-NI-1 | 60W, Sq. Touch Dimmer w/96" Input - 6" Output Wires | |
| H | SZL-RNDTD-NI-1 | 60W, Round Touch Dimmer w/79" Input - 6" Output Wires | |
| | SZL-RNDPS-NI-1 | 60W, Rnd Proximity Switch w/79" Input - 6" Output Wires | |
| | SZL-RNDDS-NI-1 | 60W, Round Door Sensor w/79" Input - 6" Output Wires | |
| I | SZL-ROTDIM-BL-1 | 48W, Rotary Dimmer w/79" Input - 8" Output Wires | |
| J | SZL-RNDON-BL-1 | 60W, Rnd On/Off Switch w/79" Input - 6" Output Wires | |

ACCESSORIES

| | Item # | Description |
|---------------------------|-------------------|--|
| Surface Mount Ring | | |
| K | SZL-PKSMR-NI-1 | Pro LED Puck Surface Mount Ring, Nickel Finish |
| L | SZL-PKSMR-BL-1 | Pro LED Puck Surface Mount Ring, Black Finish |
| Extension Cords | | |
| M | SZL-EXTCON-3IN-1 | 3" Extension Cord |
| | SZL-EXTCON-6IN-1 | 6" Extension Cord |
| | SZL-EXTCON-10IN-1 | 10" Extension Cord |
| | SZL-EXTCON-24IN-1 | 24" Extension Cord |
| | SZL-EXTCON-48IN-1 | 48" Extension Cord |
| | SZL-EXTCON-72IN-1 | 72" Extension Cord |
| | SZL-EXTCON-96IN-1 | 96" Extension Cord |

PRO POWER SUPPLIES - DIMMABLE DRIVERS

Power Supplies

- Installs by plugging the Power Supply into an outlet
- Dimmable on the trailing edge (12V side), Class 2
- Short circuit protection (automatic reset, no fuses)
- 12V DC output, constant voltage, overcurrent protection, overload protection, RFI protection




| Item# | Description |
|-----------------|---|
| SZL-PRO-15ELT-1 | 15 Watts/12 Volts Power Supply, Includes Mounting Block with 6 AMP Ports (Mounting Block has 6" cord) and 72" Plug-In Power Cord, Size of Power Supply: 3-3/8"L X 1-3/4"W X 1-1/8"H |
| SZL-PRO-30ELT-1 | 30 Watts/12 Volts Power Supply, Includes Mounting Block with 6 AMP Ports (Mounting Block has 6" cord) and 72" Plug-In Power Cord, Size of Power Supply: 4-1/2"L X 1-7/8"W X 1-1/4"H |
| SZL-PRO-60ELT-1 | 60 Watts/12 Volts Power Supply, Includes Mounting Block with 6 AMP Ports (Mounting Block has 6" cord) and 72" Plug-In Power Cord, Size of Power Supply: 4-5/8"L X 2-5/64"W X 1-5/16"H |

Dimmable Drivers

- Installs by hardwiring the driver directly to a wall dimmer
- Designed to dim LED lights by using a LED compatible wall dimmer
- Short circuit protection (automatic reset, no fuses)
- 12V DC output, constant voltage, overcurrent protection, overload protection, RFI protection
- Dimmable on the leading edge (120V side), Class 2
- 50,000 hours life supply



| Item# | Description |
|--------------------|---|
| SZL-PRO-ELT12DIM-1 | 12 Watts/12 Volts Hardwire Dimmable Driver, Includes Mounting Block with 6 AMP Ports (Mounting Block has 6" cord) and 72" Exposed Power Cord, Size of Driver: 3-5/8"L X 1-5/8"W X 3-4"H |
| SZL-PRO-ELT24DIM-1 | 24 Watts/12 Volts Hardwire Dimmable Driver, Includes Mounting Block with 6 AMP Ports (Mounting Block has 6" cord) and 72" Exposed Power Cord, Size of Driver: 6-3/4"L X 1-7/8"W X 1"H |




Note: 30% minimum load requirement for proper dimming (i.e.: 4W for the 12W Driver and 7W for the 24W Driver)

Wall Dimmers Compatible with Dimmable Drivers


- HED™ technology with advanced dimming circuitry designed for compatibility with most high-efficiency bulbs
- Low-end adjustment dial
- Offers more reliable dimming performance over standard dimmers

| Item# | Description |
|-----------------|--|
| SZL-PRODIVAWH-1 | 150 W, Lutron Diva® C•L™ Dimmer without plate, Large paddle switch with a captive linear-slide dimmer for a standard wallplate opening, Preset dimmer |
| SZL-PROSKYW-1 | 150 W, Lutron Skylark Contour C•L™ Dimmer without plate, On/off rocker switch with a captive linear-slide dimmer for a standard designer wallplate opening, Switch returns light to preset light level |



PRO DIMMER - ON/OFF SWITCHES - EXTENSION CORDS

Round Switches



| Item# | Description |
|------------------|--|
| A SZL-RNDTD-NI-1 | 60W, 12V Round Touch Dimmer w/79" Input - 6" Output Wires, Touch On/Off and 0-100% dimming control, Size: 17/32" Bore Hole Dia. x 2-3/8" L, Includes: Install Bracket and Screws, Nickel Finish |
| B SZL-RNDPS-NI-1 | 60W, 12V Round Proximity Switch w/79" Input - 6" Output Wires, Swipe Hand Across (2" Range) to turn On/Off, Size: 17/32" Bore Hole Dia. x 2-3/8" L, Includes: Install Bracket and Screws, Nickel Finish |
| C SZL-RNDDS-NI-1 | 60W, 12V Round Door Sensor w/79" Input - 6" Output Wires, Open Door Light is On, Close Door Light is Off (2" Range), Size: 17/32" Bore Hole Dia. x 2-3/8" L, Includes: Install Bracket and Screws, Nickel Finish |



Square Dimmer Switch

| Item# | Description |
|----------------|--|
| SZL-SQRTD-NI-1 | 60W, 12V Sq. Touch Dimmer with 96" Input / 6" Output Wires, Touch On/Off and 0-100% dimming control Size: 1-9/16" L x 1-1/4" W x 3/8" H, Nickel Finish |



Rotary Dimmer Switch

| Item# | Description |
|-----------------|--|
| SZL-ROTDIM-BL-1 | 48W, 12V Rotary Dimmer with 79" Input / 8" Output Wires, On/Off and 0-100% dimming control Size: 2-1/2" L x 1-1/4" W x 1-5/16" H, Black Finish |



Round On/Off Switch

| Item# | Description |
|----------------|---|
| SZL-RNDON-BL-1 | 60W, 12V Round On/Off Rocker Switch w/79" Input - 6" Output Wires, Size: 3/4" Dia. Bore Hole x 5/8" Depth, Black Finish |

Extension Cords



| Item# | Description |
|-------------------|---|
| SZL-EXTCON-3IN-1 | 3" Ext. Cord for Power Supplies, Lead Cords & Switches |
| SZL-EXTCON-6IN-1 | 6" Ext. Cord for Power Supplies, Lead Cords & Switches |
| SZL-EXTCON-10IN-1 | 10" Ext. Cord for Power Supplies, Lead Cords & Switches |
| SZL-EXTCON-24IN-1 | 24" Ext. Cord for Power Supplies, Lead Cords & Switches |
| SZL-EXTCON-48IN-1 | 48" Ext. Cord for Power Supplies, Lead Cords & Switches |
| SZL-EXTCON-72IN-1 | 72" Ext. Cord for Power Supplies, Lead Cords & Switches |
| SZL-EXTCON-96IN-1 | 96" Ext. Cord for Power Supplies, Lead Cords & Switches |

PRO VALUE LIGHTING ORDERING GUIDE

Würth Baer Supply
 909 Forest Edge Drive
 Vernon Hills, IL 60061
 T: 800-289-2237
 F: 888-558-2237
 www.wurthbaersupply.com

Other locations:

West Haven, CT
 Elk Grove Village, IL
 Indianapolis, IN
 Versailles, KY
 Livonia, MI
 Eagan, MN

Fenton, MO
 Kansas City, MO
 Londonderry, NH
 Edison, NJ
 Pennsauken, NJ
 Syracuse, NY
 Guilderland Center, NY

Brooklyn Heights, OH
 Columbus, OH
 Middletown, OH
 Bethlehem, PA
 Harrisburg, PA
 Rumford, RI
 Pewaukee, WI

PUCK LIGHT JIG NOW AVAILABLE!

Revolutionary design eliminates false bottom/cabinet build-ups!

Most cabinetmakers know that the installation of under mount cabinet lighting in upper cabinets or shelves typically requires a "false bottom" or "build up" to hide the wire for the light. **Not Anymore!** TP Tools light jig easily and accurately eliminates false bottoms. Conceal wires directly in the cabinet bottom or shelf. Now you can install a puck light, strip light, switch or whatever you can think of in 3/4" or 5/8" material using this patented 3/8" wire concealing kit!

Includes: 12" x 3/8" drill bit, 2-1/8 and 2-1/4 Forstner bits with depth stops. Requires 1/2" hand drill for installation.

Item #: JKTP-PLJ



Bushings are backed with a lifetime warranty.



Note: Other size set-ups (35mm, 55mm and 68mm) and 18" drill bits also available (sold separately). Please contact your Würth Baer Supply Representative for additional information.