


Würth Baer Supply

# TRESCO LIGHTING ORDERING GUIDE



**Tresco**  
LIGHTING  
BY RED-A-SHELF®

**INNOVATION  
THROUGH  
ILLUMINATION**



## INSIDE


Pockit® 120-M.....	2
Solo 2W.....	3
Swing 2.5W.....	4
Power Pockit® 3W.....	5
Power Pockit® 5W.....	6
Equiline Puck.....	7
FineLine.....	8
EuroLine.....	9
SimpLED 2.0.....	10
Flextape 1.5W.....	11
Flextape 3W.....	12
Flextape 4.4W.....	13
Equiline Tape LED 1.5W.....	14
Equiline Tape LED 3W.....	15
Infinex.....	16-17
Accessories.....	18-24
Power Supplies.....	25-26
Battery Operated LEDs.....	27



## POCKIT® 120-M

### Specifications:

Lumens: 270  
 Lamp Life: 30,000  
 Mounting: Recess/Surface  
 Warranty: 1 year  
 Beam Angle: 100°  
 Link up to 10 fixtures



Item #	Description
<b>120V, 4W Pockit 120-M LED Puck, Non-Linkable, 9" Input Cord, 3000K</b>	
RSLMPOC4W120NLWBL1	Black Finish
RSLMPOC4W120NLWNI1	Nickel Finish
RSLMPOC4W120NLWWH1	White Finish
<b>120V, 4W Pockit 120-M LED Puck, Linkable, 9" Input Cord &amp; Output Cord, 3000K</b>	
RSLMPOC4W120LWBL1	Black Finish
RSLMPOC4W120LWNI1	Nickel Finish
RSLMPOC4W120LWWH1	White Finish
<b>96" Starter Cord, plugs into wall outlet</b>	
RSLMPOCPKT8BL1	Black Finish
RSLMPOCPKT8WH1	White Finish

Optional Items		
Black Finish Item #	White Finish Item #	Description
RSLRDSW2M120-BL-1	RSLRDSW2M120-WH-1	Rocker Switch with 79" Cord
RSLFPOCLINKA25BL-1	RSLFPOCLINKA25WH-1	10" Linking Cord
RSLFPOCLINKA60BL-1	RSLFPOCLINKA60WH-1	24" Linking Cord
RSLFPOCLINKA120BL1	RSLFPOCLINKA120WH1	48" Black Linking Cord
RSLFPOCLINKA180BL1	RSLFPOCLINKA180WH1	72" Black Linking Cord
RSLHWBBLT5S1	RSLHWBWHT5S1	Hardwire Box with Switch

Item #	Description
RSLTS2-72-1	120V, 200W Touch On/Off Switch w/ Touch Pad, Black
RSLFPOC-HWBADPBL1	Adaptor for Hardwire Box, Black
RSLFPOC-HWBADPWH1	Adaptor for Hardwire Box, White



# SOLO 2W

## Specifications:

- Lumens: 94
- Lamp Life: 20,000
- Mounting: Recess
- Warranty: 3 years
- Beam Angle: 100°
- Center Spot Reduction Technology (eliminates glare making it visually appealing whether turned on or off)



Front



Side



79"  
(2 m)

Item #	Description
RSL-HSOLO-WNI-1	2W LED Solo Puck, 3000K, Nickel Finish
RSL-HSOLO-CNI-1	2W LED Solo Puck, 5000K, Nickel Finish
RSL-HSOLO-WBL-1	2W LED Solo Puck, 3000K, Black Finish
RSL-HSOLO-CBL-1	2W LED Solo Puck, 5000K, Black Finish



Power Supplies	
Item #	Description
RSLDC-ELT6WP-CON1	6W Wall Mount Power Supply with 3 AMP Ports Mounting Block
RSLDC-ELT12-CON-1	12W Power Supply with 6 AMP Ports Mounting Block
RSLDC-ELT15WP-CON1	15W Wall Mount Power Supply with 6 AMP Ports Mounting Block
RSLDC-ELT18-CON-1	18W Power Supply with 6 AMP Ports Mounting Block
RSLDC-ELT60-CON-1	60W Power Supply with 6 AMP Ports Mounting Block
RSL-DCE12D-CON-1	12W Wall Dimmable Hardwire Power Supply with 6 AMP Ports
RSL-DCE50D-CON-1	50W Wall Dimmable Hardwire Power Supply with 6 AMP Ports

See accessories pages 18 - 24 for compatible dimmers, switches and controllers.

# SWING 2.5W

## Specifications:

- Lumens: 126
- Lamp Life: 30,000
- Mounting: Recess or Surface (Surface Mounting Ring included)
- Warranty: 3 years
- Beam Angle: 100°
- 15° Tilt
- Center Spot Reduction Technology (eliminates glare making it visually appealing whether turned on or off)



Item #	Description
RSLHSWNG-WNI-1	2.5W LED Swing Puck, 15° Tilt, 3000K, Nickel Finish
RSLHSWNG-CNI-1	2.5W LED Swing Puck, 15° Tilt, 5000K, Nickel Finish
RSLHSWNG-WBL-1	2.5W LED Swing Puck, 15° Tilt, 3000K, Black Finish
RSLHSWNG-CBL-1	2.5W LED Swing Puck, 15° Tilt, 5000K, Black Finish



Power Supplies	
Item #	Description
RSLDC-ELT6WP-CON1	6W Wall Mount Power Supply with 3 AMP Ports Mounting Block
RSLDC-ELT12-CON-1	12W Power Supply with 6 AMP Ports Mounting Block
RSLDC-ELT15WP-CON1	15W Wall Mount Power Supply with 6 AMP Ports Mounting Block
RSLDC-ELT18-CON-1	18W Power Supply with 6 AMP Ports Mounting Block
RSLDC-ELT60-CON-1	60W Power Supply with 6 AMP Ports Mounting Block
RSL-DCE12D-CON-1	12W Wall Dimmable Hardwire Power Supply with 6 AMP Ports
RSL-DCE50D-CON-1	50W Wall Dimmable Hardwire Power Supply with 6 AMP Ports

See accessories pages 18 - 24 for compatible dimmers, switches and controllers.

# POWER POCKET® 3W

## Specifications:

- Lumens: 126
- Lamp Life: 50,000
- Mounting: Recess/Surface
- Warranty: 3 years
- Beam Angle: 120°



\* Dimmable on trailing edge (12V side). Mounting block and power cord are included.  
 † No minimum load when controlled by dimmer, mounting block sold separately.

Surface Mount Ring is included with each light.

Item #	Description
<b>3W LED Power Pocket, 5000K</b>	
RSLPOC3LEDSFRCBL1	Black Finish
RSLPOC3LEDSFRCNI1	Nickel Finish
RSLPOC3LEDSFRCWH1	White Finish
<b>3W LED Power Pocket, 3000K</b>	
RSLPOC3LEDSFRWBL1	Black Finish
RSLPOC3LEDSFRWNI1	Nickel Finish
RSLPOC3LEDSFRWORB1	Oil Rubbed Bronze Finish
RSLPOC3LEDSFRWWH1	White Finish

<b>Power Supplies</b>	
Item #	Description
RSLDC-ELT6WP-CON1	6W Wall Mount Power Supply with 3 AMP Ports Mounting Block
RSLDC-ELT12-CON-1	12W Power Supply with 6 AMP Ports Mounting Block
RSLDC-ELT15WP-CON1	15W Wall Mount Power Supply with 6 AMP Ports Mounting Block
RSLDC-ELT18-CON-1	18W Power Supply with 6 AMP Ports Mounting Block
RSLDC-ELT60-CON-1	60W Power Supply with 6 AMP Ports Mounting Block
RSL-DCE12D-CON-1	12W Wall Dimmable Hardwire Power Supply with 6 AMP Ports
RSL-DCE50D-CON-1	50W Wall Dimmable Hardwire Power Supply with 6 AMP Ports

See accessories pages 18 - 24 for compatible dimmers, switches and controllers.




# POWER POCKET® 5W

**Specifications:**

- Lumens: 290
- Lamp Life: 50,000
- Mounting: Recess/Surface
- Warranty: 3 years
- Beam Angle: 100°

Front



Side



\* Dimmable on trailing edge (12V side). Mounting block and power cord are included.  
 † No minimum load when controlled by dimmer, mounting block sold separately.

Item #	Description
RSLPOC5LED-WORB1	5W LED Power Pocket with Luniform Technology, 3000K, Oil Rubbed Bronze Finish
RSLPOC5LED-WNI1	5W LED Power Pocket with Luniform Technology, 3000K, Nickel Finish
RSLPOC5LED-CNI1	5W LED Power Pocket with Luniform Technology, 5000K, Nickel Finish
RSLPOC5LED-WBL1	5W LED Power Pocket with Luniform Technology, 3000K, Black Finish
RSLPOC5LED-CBL1	5W LED Power Pocket with Luniform Technology, 5000K, Black Finish
RSLPOC5LED-WWH1	5W LED Power Pocket with Luniform Technology, 3000K, White Finish
RSLPOC5LED-CWH1	5W LED Power Pocket with Luniform Technology, 5000K, White Finish


Power Supplies	
Item #	Description
RSLDC-ELT6WP-CON1	6W Wall Mount Power Supply with 3 AMP Ports Mounting Block
RSLDC-ELT12-CON-1	12W Power Supply with 6 AMP Ports Mounting Block
RSLDC-ELT15WP-CON1	15W Wall Mount Power Supply with 6 AMP Ports Mounting Block
RSLDC-ELT18-CON-1	18W Power Supply with 6 AMP Ports Mounting Block
RSLDC-ELT60-CON-1	60W Power Supply with 6 AMP Ports Mounting Block
RSLDCE12D-CON-1	12W Wall Dimmable Hardwire Power Supply with 6 AMP Ports
RSLDCE50D-CON-1	50W Wall Dimmable Hardwire Power Supply with 6 AMP Ports

See accessories pages 18 - 24 for compatible dimmers, switches and controllers.

# EQUILINE PUCK

## Specifications:

Lumens: 218  
 Lamp Life: 25,000  
 Mounting: Recess/Surface  
 Warranty: 1 year  
 Beam Angle: 100°



\* Dimmable on trailing edge (12V side). Mounting block and power cord included.

† No minimum load when controlled by dimmer, mounting block sold separately.



Item #	Description
RSLPOC-3EQFR-WBL-1	3W, 12V EquiLine Puck Light, 3000K, Black Finish
RSLPOC-3EQFR-WNI-1	3W, 12V EquiLine Puck Light, 3000K, Nickel Finish
RSLPOC-3EQFR-CBL-1	3W, 12V EquiLine Puck Light, 5000K, Black Finish
RSLPOC-3EQFR-CNI-1	3W, 12V EquiLine Puck Light, 5000K, Nickel Finish

Power Supplies	
Item #	Description
RSLDC-ELT6WP-CON-1	6W Wall Mount Power Supply with 3 AMP Ports Mounting Block
RSLDC-ELT12-CON-1	12W Power Supply with 6 AMP Ports Mounting Block
RSLDC-ELT15WP-CON-1	15W Wall Mount Power Supply with 6 AMP Ports Mounting Block
RSLDC-ELT18-CON-1	18W Power Supply with 6 AMP Ports Mounting Block
RSLDC-ELT60-CON-1	60W Power Supply with 6 AMP Ports Mounting Block
RSL-DCE12D-CON-1	12W Wall Dimmable Hardwire Power Supply with 6 AMP Ports
RSL-DCE50D-CON-1	50W Wall Dimmable Hardwire Power Supply with 6 AMP Ports

Optional Items	
Item #	Description
RSLSMR-2LED-BL1	EquiLine Puck Light Surface Mount Ring, Black Finish
RSLSMR-2LED-NI1	EquiLine Puck Light Surface Mount Ring, Nickel Finish

See accessories pages 18 - 24 for compatible dimmers, switches and controllers.

# FINELINE

## Specifications:

Lumens: 156 per ft. (510 per m)  
 Lamp Life: 50,000  
 Mounting: Surface  
 U-Clip mounted

Warranty: 1 year  
 Beam Angle: 90°  
 Linkable up to 12'

Each light includes: 79" Starter Cord with AMP Connector and U-Clips for mounting.




Required Items	
Item #	Description
RSLLLED-STK8-WNI-1	8" L FINELINE Stick LED Light, 1.6W, 3000K, Nickel Finish
RSLLLED-STK8-CNI-1	8" L FINELINE Stick LED Light, 1.6W, 5000K, Nickel Finish
RSLLLED-STK12WNI-1	12" L FINELINE Stick LED Light, 2.4W, 3000K, Nickel Finish
RSLLLED-STK12CNI-1	12" L FINELINE Stick LED Light, 2.4W, 5000K, Nickel Finish
RSLLLED-STK22WNI-1	22" L FINELINE Stick LED Light, 4.6W, 3000K, Nickel Finish
RSLLLED-STK22CNI-1	22" L FINELINE Stick LED Light, 4.6W, 5000K, Nickel Finish

Power Supplies	
Item #	Description
RSLDC-ELT6WP-CON-1	6W Wall Mount Power Supply w/ 3 AMP Ports Mounting Block
RSLDC-ELT12-CON-1	12W Power Supply with 6 AMP Ports Mounting Block
RSLDC-ELT15WP-CON-1	15W Wall Mount Power Supply w/ 6 AMP Ports Mounting Block
RSLDC-ELT18-CON-1	18W Power Supply with 6 AMP Ports Mounting Block
RSLDC-ELT60-CON-1	60W Power Supply with 6 AMP Ports Mounting Block
RSL-DCE12D-CON-1	12W Wall Dimmable Hardwire Power Supply with 6 AMP Ports
RSL-DCE50D-CON-1	50W Wall Dimmable Hardwire Power Supply with 6 AMP Ports

Optional Items	
Item #	Description
RSLLLED-STKDIMTD4-1	Inline Touch Dimmer, 4 Step (low, medium, high, off)

Item #	Description
RSLLLEDSTKLNK5-1	2" FINELINE Stick Linking Cord
RSLLLEDSTKLNK15-1	6" FINELINE Stick Linking Cord
RSLLLEDSTKLNK25-1	10" FINELINE Stick Linking Cord
RSLLLEDSTKLNK60-1	24" FINELINE Stick Linking Cord
RSLLLEDSTKLNK120-1	48" FINELINE Stick Linking Cord
RSLLLEDSTKLNK180-1	72" FINELINE Stick Linking Cord

See accessories pages 18 - 24 for compatible dimmers, switches and controllers.





# EUROLINX

## Specifications:

Lumens: 216 per ft. (708 per m)  
 Lamp Life: 30,000  
 Mounting: Surface  
 U-Clip mounted

Warranty: 3 years  
 Beam Angle: 120°  
 Linkable up to 10'

Each light includes: 79" Starter Cord with AMP Connector and U-Clips for mounting.



See accessories pages 16 - 21 for compatible dimmers, switches and controllers.

Required Items	
Item #	Description
RSLEUL3W-197CAL1	Eurolinx, 7.75" Length, 3 Watts, 5000K
RSLEUL3W-197WAL1	Eurolinx, 7.75" Length, 3 Watts, 3000K
RSLEUL7W-502CAL1	Eurolinx, 19.75" Length, 7 Watts, 5000K
RSLEUL7W-502WAL1	Eurolinx, 19.75" Length, 7 Watts, 3000K
RSLEUL11W-806CAL1	Eurolinx, 31.75" Length, 11 Watts, 5000K
RSLEUL11W-806WAL1	Eurolinx, 31.75" Length, 11 Watts, 3000K
RSLEUL15W-1111CAL1	Eurolinx, 43.75" Length, 15 Watts, 5000K
RSLEUL15W-1111WAL1	Eurolinx, 43.75" Length, 15 Watts, 3000K

Power Supplies	
Item #	Description
RSLDC-ELT6WP-CON1	6W Wall Mount Power Supply w/3 AMP Ports Mounting Block
RSLDC-ELT12-CON-1	12W Power Supply with 6 AMP Ports Mounting Block
RSLDC-ELT15WP-CON1	15W Wall Mount Power Supply w/6 AMP Ports Mounting Block
RSLDC-ELT18-CON-1	18W Power Supply with 6 AMP Ports Mounting Block
RSLDC-ELT60-CON-1	60W Power Supply with 6 AMP Ports Mounting Block
RSLDCE12D-CON-1	12W Wall Dimmable Hardwire Power Supply with 6 AMP Ports
RSLDCE50D-CON-1	50W Wall Dimmable Hardwire Power Supply with 6 AMP Ports

Optional Items	
Item #	Description
RSLEULNK-15WH1	6" Link Cord, Links Two Eurolinxs Together
RSLEULNK-25WH1	10" Link Cord, Links Two Eurolinxs Together
RSLEULNK-60WH1	24" Link Cord, Links Two Eurolinxs Together
RSLEULNK-120WH1	48" Link Cord, Links Two Eurolinxs Together
RSLEULNK-180WH1	72" Link Cord, Links Two Eurolinxs Together

Item #	Description
RSLEUL-GTD1	27 Watts Inline Gradual Touch Dimmer, Controls up to 6' of Eurolinx lights (maximum 27 watts)
RSLEUL-UCLP1	Extra U-Clips (2 Pack)
RSLEULNK-BTBGY1	Extra Back-to-Back Link

See accessories pages 18 - 24 for compatible dimmers, switches and controllers.

**Front**

1-3/16"  
(30 mm)

**Side**

5/16"  
(8 mm)



# SIMPLED 2.0

## Specifications:

Lumens: 356 per ft. (1168 per m)  
 Lamp Life: 50,000  
 Mounting: Surface

Warranty: 3 years  
 Beam Angle: 110°  
 Linkable up to 10'

Each light includes: 3 different diffusers (Clear, Frosted and Milk) and 79" Starter Cord with AMP Connector and U-Clips for mounting.



Required Items	
Item #	Description
RLSMPHO8-CNI1	SimpLED 2.0, 8" Length, 3.35 Watts, 5000K
RLSMPHO8-WNI1	SimpLED 2.0, 8" Length, 3.35 Watts, 3000K
RLSMPHO12-CNI1	SimpLED 2.0, 12" Length, 5 Watts, 5000K
RLSMPHO12-WNI1	SimpLED 2.0, 12" Length, 5 Watts, 3000K
RLSMPHO22-CNI1	SimpLED 2.0, 22" Length, 9.2 Watts, 5000K
RLSMPHO22-WNI1	SimpLED 2.0, 22" Length, 9.2 Watts, 3000K

Power Supplies	
Item #	Description
RLSDC-ELT6WP-CON1	6W Wall Mount Power w/3 AMP Ports Mount Block
RLSDC-ELT12-CON-1	12W Power Supply with 6 AMP Ports Mounting Block
RLSDC-ELT15WP-CON1	15W Wall Mount Supply w/6 AMP Ports Mount Block
RLSDC-ELT18-CON-1	18W Power Supply with 6 AMP Ports Mounting Block
RLSDC-ELT60-CON-1	60W Power Supply with 6 AMP Ports Mounting Block
RSL-DCE12D-CON-1	12W Wall Dimmable Hardwire Power Supply with 6 AMP Ports
RSL-DCE50D-CON-1	50W Wall Dimmable Hardwire Power Supply with 6 AMP Ports

Optional Items	
Item #	Description
RSLLSDSMPLNK5-1	2" Link Cord, Links Two SimplEDs Together
RSLLSDSMPLNK15-1	6" Link Cord, Links Two SimplEDs Together
RSLLSDSMPLNK25-1	10" Link Cord, Links Two SimplEDs Together
RSLLSDSMPLNK60-1	24" Link Cord, Links Two SimplEDs Together
RSLLSDSMPLNK120-1	48" Link Cord, Links Two SimplEDs Together
RSLLSDSMPLNK180-1	72" Link Cord, Links Two SimplEDs Together

Item #	Description
RSLLSD-SMPMOT-1	27 W, Inline Motion Sensor, 4-1/8"L x 3/4"W x 3/8"H, Max of 5.5' of SimplED 2.0 lights
RSLLSD-SMPHOTO-1	27 W, Inline Photo Sensor, 2-3/4"L x 3/4"W x 3/8"H, Max of 5.5' of SimplED 2.0 lights
RSLLSD-SMPTD4-1	27 W, Inline Touch Dimmer, 2-3/4"L x 3/4"W x 3/8"H, Max of 5.5' of SimplED 2.0 lights


Front

3/4"  
(19 mm)

Side

3/8"  
(10 mm)

Back



See accessories pages 18 - 24 for compatible dimmers, switches and controllers.

# FLEXTAPE 1.5W

## Specifications:

- Lumens: 91 per ft. (298 per m)
- Lamp Life: 50,000
- Mounting: Surface
- Warranty: 3 years
- Beam Angle: 110°



Sold by roll



## Front

3/8"  
(10 mm)



## Back



Cutable every  
2" (50 mm)

Required Items	
Item #	Description
RSLLDFLXTPEWRL-1	1.5W Per Foot, 20' FlexTape Roll, 2700K
RSLLDFLXTPENRL-1	1.5W Per Foot, 20' FlexTape Roll, 3500K
RSLLDFLXTPECRL-1	1.5W Per Foot, 20' FlexTape Roll, 4800K
RSLLDFLXTPEDRL-1	1.5W Per Foot, 20' FlexTape Roll, 6500K

**FlexTape 1.5W works with all Tresco 12VDC power supplies.**

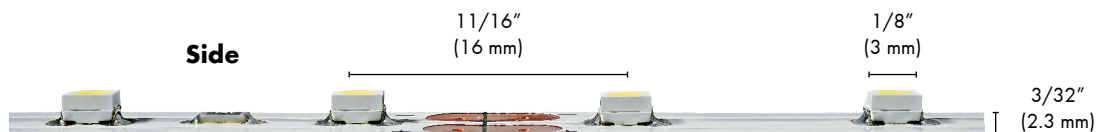
Required Items	
Item #	Description
RSLLDTPPKT2M-1	79" (2 m) 12VDC FlexTape Straight Starter Lead
RSLLDTPPKT2MTE1	79" (2 m) 12VDC FlexTape Tee Starter Lead

Maximum linear run of 1.5W FlexTape from one starter cord is 20' (6 m).  
20' (6 m) maximum per side of Tee Starter, 40' (12 m) overall maximum per

Optional Items	
Item #	Description
RSLTPELNK-BTB1	Back-to-Back Connector
RSLLDTPELNKTEE-1	Tee Link Connector
RSLLDTPELNKC90-1	90° Link Connector

Item #	Description
RSLLDTPELNK5-1	2" (5 cm) 12VDC FlexTape Link Cord
RSLLDTPELNK15-1	6" (15 cm) 12VDC FlexTape Link Cord
RSLLDTPELNK25-1	10" (25 cm) 12VDC FlexTape Link Cord
RSLLDTPELNK60-1	24" (60 cm) 12VDC FlexTape Link Cord
RSLLDTPELNK120-1	48" (120 cm) 12VDC FlexTape Link Cord
RSLLDTPELNK180-1	72" (180 cm) 12VDC FlexTape Link Cord

See accessories pages 18 - 24 for compatible dimmers, switches and controllers.





# FLEXTAPE 3W

## Specifications:

- Lumens: 149 per ft. (489 per m)
- Lamp Life: 50,000
- Mounting: Surface
- Warranty: 3 years
- Beam Angle: 120°



Sold by roll

Required Items	
Item #	Description
RSLLDFLXTPEWRHO1	3W Per Foot, 16.4' FlexTape Roll, 2700K
RSLLDFLXTPENRHO1	3W Per Foot, 16.4' FlexTape Roll, 3500K
RSLLDFLXTPECRHO1	3W Per Foot, 16.4' FlexTape Roll, 4800K
RSLLDFLXTPEDRHO1	3W Per Foot, 16.4' FlexTape Roll, 6500K

**FlexTape 3W works with all Tresco 12VDC power supplies.**

Required Items	
Item #	Description
RSLLDTPPKT2M-1	79" (2 m) 12VDC FlexTape Straight Starter Lead
RSLLDTPPKT2MTE1	79" (2 m) 12VDC FlexTape Tee Starter Lead

Maximum linear run of 3W FlexTape from one starter cord is 16.4' (5 m).  
16.4' (5 m) maximum per side of Tee Starter, 20' (6 m) overall maximum per

Optional Items	
Item #	Description
RSLTPELNK-BTB1	Back-to-Back Connector
RSLLDTPPELNKTEE-1	Tee Link Connector
RSLLDTPPELNKC90-1	90° Link Connector

Item #	Description
RSLLDTPPELNK5-1	2" (5 cm) 12VDC FlexTape Link Cord
RSLLDTPPELNK15-1	6" (15 cm) 12VDC FlexTape Link Cord
RSLLDTPPELNK25-1	10" (25 cm) 12VDC FlexTape Link Cord
RSLLDTPPELNK60-1	24" (60 cm) 12VDC FlexTape Link Cord
RSLLDTPPELNK120-1	48" (120 cm) 12VDC FlexTape Link Cord
RSLLDTPPELNK180-1	72" (180 cm) 12VDC FlexTape Link Cord

See accessories pages 18 - 24 for compatible dimmers, switches and controllers.

Front

3/8"  
(10 mm)



Back




Cutable every  
1" (25 mm)

Side

5/16"  
(7 mm)

1/8"  
(3 mm)



3/32"  
(2.3 mm)

# FLEXTAPE 4.4W

## Specifications:

Lumens: 338 per ft. (1109 per m)  
 Lamp Life: 50,000  
 Mounting: Surface  
 Warranty: 3 years  
 Beam Angle: 120°



Sold by roll



Front

3/8"  
(10 mm)

Back



Cuttable every  
2" (50 mm)

Required Items	
Item #	Description
RSLFLXTPE-WRV-1	4.4W Per Foot, 13' FlexTape Roll, 2700K
RSLFLXTPE-NRV-1	4.4W Per Foot, 13' FlexTape Roll, 3500K
RSLFLXTPE-CRV-1	4.4W Per Foot, 13' FlexTape Roll, 4800K
RSLFLXTPE-DRV-1	4.4W Per Foot, 13' FlexTape Roll, 6500K

**FlexTape 4.4W works with all Tresco 12VDC power supplies.**

Required Items	
Item #	Description
RSLLDTPPEPKT2M-1	79" (2 m) 12VDC FlexTape Straight Starter Lead
RSLLDTPPEPKT2MTE1	79" (2 m) 12VDC FlexTape Tee Starter Lead

Maximum linear run of 4.4W FlexTape from one starter cord is 13' (5 m).  
 13' (4 m) maximum per side of Tee Starter, 13' (4 m) overall maximum per

Optional Items	
Item #	Description
RSLTPELNK-BTB1	Back-to-Back Connector
RSLLDTPPELNKTEE-1	Tee Link Connector
RSLLDTPPELNKC90-1	90° Link Connector

Item #	Description
RSLLDTPPELNK5-1	2" (5 cm) 12VDC FlexTape Link Cord
RSLLDTPPELNK15-1	6" (15 cm) 12VDC FlexTape Link Cord
RSLLDTPPELNK25-1	10" (25 cm) 12VDC FlexTape Link Cord
RSLLDTPPELNK60-1	24" (60 cm) 12VDC FlexTape Link Cord
RSLLDTPPELNK120-1	48" (120 cm) 12VDC FlexTape Link Cord
RSLLDTPPELNK180-1	72" (180 cm) 12VDC FlexTape Link Cord

See accessories pages 18 - 24 for compatible dimmers, switches and controllers.

Side

11/16"  
(17 mm)

3/16"  
(5 mm)



3/32"  
I (2.3 mm)



# EQUILINE TAPE LED 1.5W

## Specifications:

Input Voltage: 12VDC

Lamp Life: 25,000

Mounting: Surface

Warranty: 1 year



Sold by roll



Front

3/8"  
(10 mm)

Back



Cutable every  
2" (50 mm)



Required Items	
Item #	Description
RSLTPELED-27SER-1	1.5W Per Foot, 20' EquiLine FlexTape Roll, 2700K
RSLTPELED-35SER-1	1.5W Per Foot, 20' EquiLine FlexTape Roll, 3500K
RSLTPELED-48SER-1	1.5W Per Foot, 20' EquiLine FlexTape Roll, 4800K
RSLTPELED-65SER-1	1.5W Per Foot, 20' EquiLine FlexTape Roll, 6500K

**EquiLine Tape 1.5W works with all Tresco 12VDC power supplies.**

Required Items	
Item #	Description
RSLLLEDTPPKT2M-1	79" (2 m) 12VDC FlexTape Straight Starter Lead
RSLLLEDTPPKT2MTE1	79" (2 m) 12VDC FlexTape Tee Starter Lead

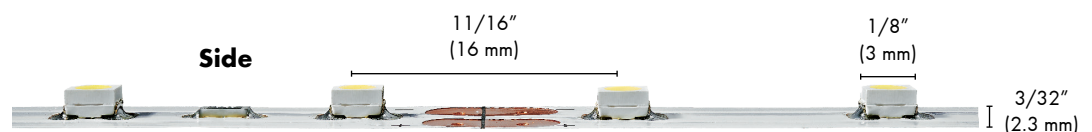
Maximum linear run of 1.5W EquiLine Tape LED from one starter cord is 20' (6 m).

20' (6 m) max. per side of Tee Starter, 40' (12 m) overall max. continuous run on a single side of tee starter.

Optional Items	
Item #	Description
RSLTPELNK-BTB1	Back-to-Back Connector
RSLLLEDTPELNKTEE-1	Tee Link Connector
RSLLLEDTPELNKC90-1	90° Link Connector

Item #	Description
RSLLLEDTPELNK5-1	2" (5 cm) 12VDC FlexTape Link Cord
RSLLLEDTPELNK15-1	6" (15 cm) 12VDC FlexTape Link Cord
RSLLLEDTPELNK25-1	10" (25 cm) 12VDC FlexTape Link Cord
RSLLLEDTPELNK60-1	24" (60 cm) 12VDC FlexTape Link Cord
RSLLLEDTPELNK120-1	48" (120 cm) 12VDC FlexTape Link Cord
RSLLLEDTPELNK180-1	72" (180 cm) 12VDC FlexTape Link Cord

See accessories pages 18 - 24 for compatible dimmers, switches and controllers.




# EQUILINE TAPE LED 3W

## Specifications:

Input Voltage: 12VDC  
 Lamp Life: 25,000  
 Mounting: Surface  
 Warranty: 1 year



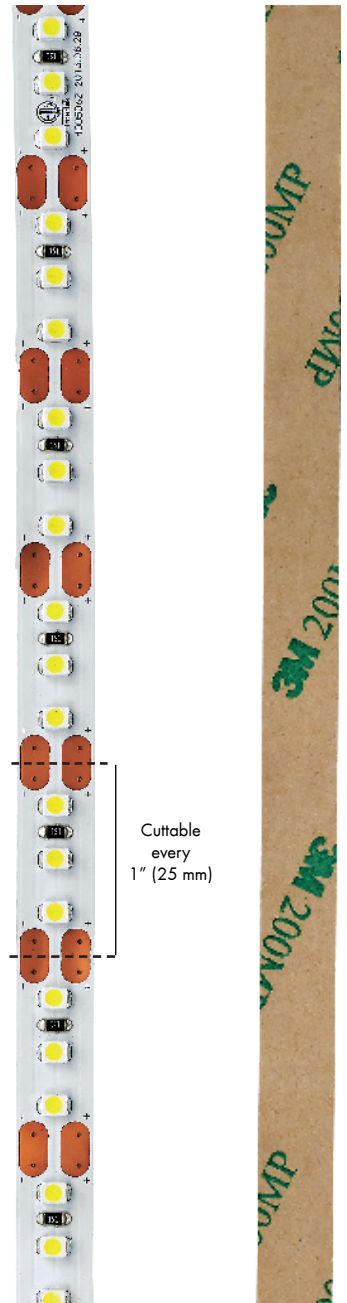
Sold by roll



**Front**

3/8"  
(10 mm)

**Back**



Required Items	
Item #	Description
RSLTPELED-27HER-1	3W Per Foot, 16.4' EquiLine FlexTape Roll, 2700K
RSLTPELED-35HER-1	3W Per Foot, 16.4' EquiLine FlexTape Roll, 3500K
RSLTPELED-48HER-1	3W Per Foot, 16.4'T EquiLine FlexTape Roll, 4800K
RSLTPELED-65HER-1	3W Per Foot, 16.4'T EquiLine FlexTape Roll, 6500K

**EquiLine Tape 3W works with all Tresco 12VDC power supplies.**


Required Items	
Item #	Description
RSLLLEDTPEPKT2M-1	79" (2 m) 12VDC FlexTape Straight Starter Lead
RSLLLEDTPEPKT2MTE1	79" (2 m) 12VDC FlexTape Tee Starter Lead

Maximum linear run of 3W EquiLine Tape LED from one starter cord is 16.4' (5m).  
 16.4' (5 m) maximum per side of Tee Starter, 20' (6 m) overall maximum continuous run on a single side of tee

Optional Items	
Item #	Description
RSLTPELNK-BTB1	Back-to-Back Connector
RSLLLEDTPELNKTEE-1	Tee Link Connector
RSLLLEDTPELNKC90-1	90° Link Connector

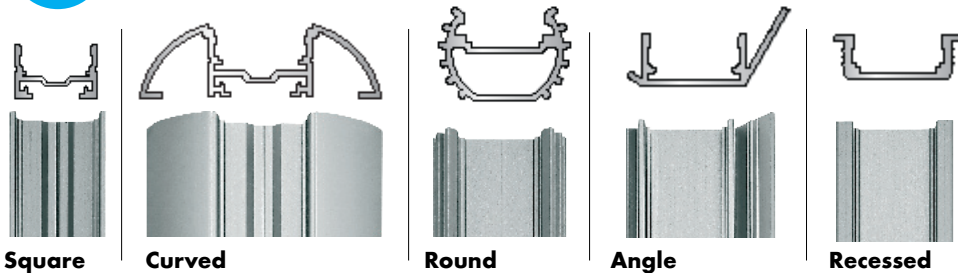
Item #	Description
RSLLLEDTPELNK5-1	2" (5 cm) 12VDC FlexTape Link Cord
RSLLLEDTPELNK15-1	6" (15 cm) 12VDC FlexTape Link Cord
RSLLLEDTPELNK25-1	10" (25 cm) 12VDC FlexTape Link Cord
RSLLLEDTPELNK60-1	24" (60 cm) 12VDC FlexTape Link Cord
RSLLLEDTPELNK120-1	48" (120 cm) 12VDC FlexTape Link Cord
RSLLLEDTPELNK180-1	72" (180 cm) 12VDC FlexTape Link Cord

See accessories pages 18 - 24 for compatible dimmers, switches and controllers.



# INFINEX

## 1 CHOOSE YOUR STYLE™



72" (1.8m) Extrusion, Satin Nickel Finish

Item #	Style
RSL-XSQR72-SC-1	Square
RSL-XCRV72-SC-1	Curved
RSL-XRND72-SC-1	Round
RSL-XANG72-SC-1	Angled
RSL-XREC72-SC-1	Recessed

Note: The following finishes are available through Special Order: White, Black, Dark Cherry and Natural Soft Maple. Color matching service is available. Rev-A-Shelf will color match any sample with a minimum order of 1000'. Please contact your local Würth Baer Supply representative for more details.

## 2 CHOOSE FLEXTAPE (See Tape options on pages 11 - 15)

## 3 CHOOSE DIFFUSER

Clear Diffuser



1.5W FlexTape



3W FlexTape



4.4W FlexTape

Clear Diffuser with Optional Diode Blending & Glare Reducing Film



1.5W FlexTape



3W FlexTape



4.4W FlexTape

Frosted Diffuser



1.5W FlexTape




3W FlexTape



4.4W FlexTape

Milk Diffuser



1.5W FlexTape

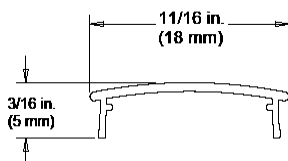


3W FlexTape



4.4W FlexTape

Diffusers/Film



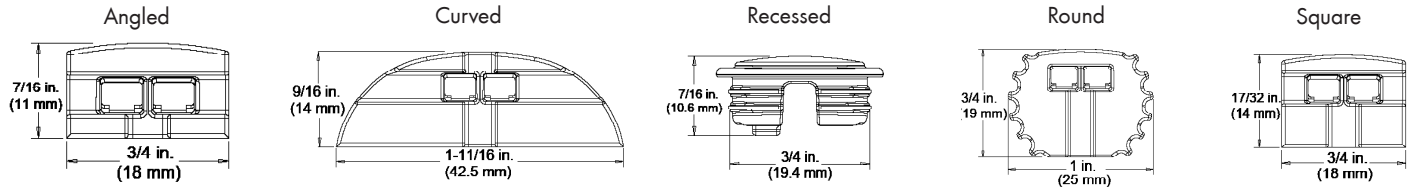
Required Items

Item #	Description
RSL-X72-DIFF-CL-1	72" (1.8 m) Diffuser Clear
RSL-X72-DIFF-FR-1	72" (1.8 m) Diffuser Frosted
RSL-X72-DIFF-MLK-1	72" (1.8m) Diffuser Milk
RSL-X72-DBF-1	72" (1.8 m) Diode Blending Film

Diode Blending Film to be used with clear diffuser only.

# INFINEX

## 4 CHOOSE END CAPS & STARTER CORD



### End Cap Set, Gray


Item #	Shape
RSL-XANGCEP-GY-1	Angled
RSL-XCRVECP-GY-1	Curved
RSL-XRECECP-GY-1	Recessed
RSL-XRNDECP-GY-1	Round
RSL-XSQRECP-GY-1	Square



### 79" (2 m) Starter Cord

Black Finish Item #	White Finish Item #
RSL-XPKT-2M-BL-1	RSL-XPKT-2M-WH-1

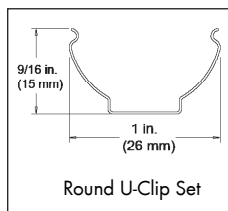
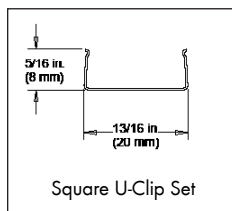
## 5 CUT TO SIZE & ASSEMBLE



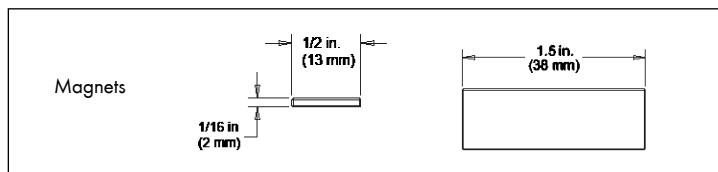
Aluminum extrusions can be cut on a variety of equipment. For the best performance and longest life, use a saw blade designed for non-ferrous, thin stock, on your miter saw. It is also highly recommended to cut extrusion with diffuser securely attached via clamps, tape, stretch wrap etc. to prevent unwanted cracking of diffuser.

## 6 OPTIONS

### U-Clips/Magnets



One U-Clip/magnet is recommended for every 1' (.3 m) of extrusion. No. #4 Phillips flat head screws are include with each U-Clip set.



Item #	Description
RSL-XSQR-UCLP-1	Square/Curved U-Clips Set (2 Clips)
RSL-XRND-UCLP-1	Round U-Clips Set (2 Clips)
RSL-XRM42-155-1	Set of 2 Magnets


### Linking Cords



Item #	Description
RSL-XLNK-15-BL-1	15 cm (6") Black
RSL-XLNK-15-WH-1	15 cm (6") White
RSL-XLNK-25-BL-1	25 cm (10") Black
RSL-XLNK-25-WH-1	25 cm (10") White
RSL-XLNK-60-BL-1	60 cm (24") Black
RSL-XLNK-60-WH-1	60 cm (24") White
RSL-XLNK-120-BL-1	120 cm (48") Black
RSL-XLNK-120-WH-1	120 cm (48") White
RSL-XLNK-180-BL-1	180 cm (72") Black
RSL-XLNK-180-WH-1	180 cm (72") White
RSLEXTBTB10-1	Infinex Back-To-Back Connector (10 Pk)




# ACCESSORIES



## Proximity Controller

Swipe hand across to turn on/off


- Max wattage: 27W
- Sensor range: 2" (50 mm)
- Cable input: 79"(2 m)
- Cable output: 6" (152 mm)
- Finish: Nickel/Black



## Door Sensor Controller

Door open: Light on; Door closed: Light off


- Max wattage: 27W
- Sensor range: 2" (50 mm)
- Cable input: 79"(2 m)
- Cable output: 6" (152 mm)
- Finish: Nickel/Black



## Motion Controller

Turns on when human motion is detected

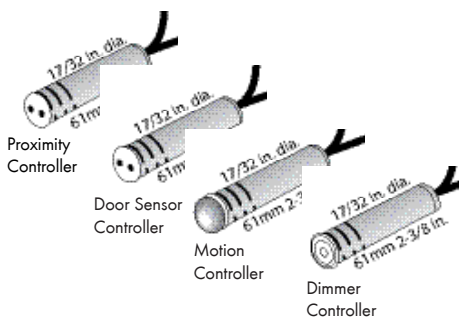
- Max wattage: 27W
- Sensor range: 0-5' (1500 mm)
- Viewing degree: 100°
- Time on: 30 secs if no motion
- Cable input: 79"(2 m)
- Cable output: 6" (152 mm)
- Finish: Nickel/Black



## Dimmer Controller

Touch on/off and 1-100% dimming control

- Max wattage: 27W
- Cable input: 79"(2 m)
- Cable output: 6" (152 mm)
- Finish: Nickel/Black
- \* Hold finger down for dimming



## 12VDC Oval Controllers, 27W Recess/Surface Mount

Item #	Description
RSLLD-OVLPS-NI1	Proximity Sensor
RSLLD-OVLDS-NI1	Door Sensor
RSLLD-OVLMS-NI1	Motion Sensor
RSLLD-OVLTD-NI1	Touch Dimmer Sensor



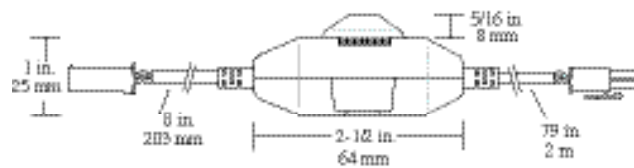
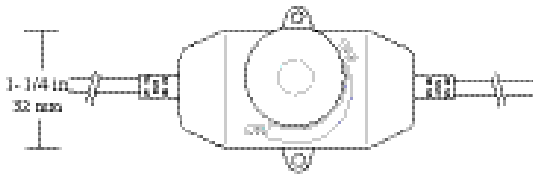
# ACCESSORIES

## 12VDC Manual In-Line Rotary Dimmer

- 4A/48W capacity
- 100-0% dimming and on/off power
- 79" (2 m) input lead snaps into power supply mounting block with male AMP® connector
- 8" (203 mm) output connects to run of light with female AMP® connector



Item #	Description
RSLEDDIMCONBL1	LED Black Inline Rotary Dimmer, 12VDC 48W



## 120V LED Wall Dimmers

### Lutron Diva® C•L™ Dimmer

- Large paddle switch with a captive linear-slide dimmer for a standard designer wallplate opening
- Preset dimmer
- Offers more reliable dimming performance over standard dimmers
- HED™ technology with advanced dimming circuitry designed for compatibility with most high-efficiency light bulbs
- Low-end adjustment dial
- 150W Capacity

### Lutron Skylark Contour C•L™ Dimmer

- On/off rocker switch with a captive linear-slide dimmer for a standard designer wallplate opening
- Switch returns light to preset light level
- Offers more reliable dimming performance over standard dimmers
- HED™ technology with advanced dimming circuitry designed for compatibility with most high-efficiency light bulbs
- Low-end adjustment dial
- 150W Capacity

Lutron Diva® C•L™ Dimmer

Lutron Skylark Contour C•L™ Dimmer



**Compatible with Tresco 12VDC Hardwire Power Supplies. (See page 26)**

Item #	Description
RSL-CTCL-153P-WH-1	Lutron Skylark Contour C•L™ Dimmer w/out plate
RSLDVCL-153PH-WH1	Lutron Diva® C•L™ Dimmer w/out plate




# ACCESSORIES



## Deco Wall Dimmer

- Single zone wireless dimmer
- Sleek Black, White or Light Almond finish
- Easy to replace, long life lithium battery
- 65 ft. range of control from dimmer to receiver
- Can be mounted to standard wall electrical boxes or directly to drywall
- A single dimmer can be programmed to up to 10 different receivers; a single receiver can be programmed to up to 8 different dimmers
- Required Component: Universal Receiver, must purchase to operate Deco Wall Dimmers

**FREEDIM**  
WIRELESS CONTROL



Item #	Description
A RSL-WLD-1WAL-WH-1	0-100% Dim and On/Off Switch, Includes Lithium Battery (Type CR1620), White Finish
B RSL-WLD-1WAL-BL-1	0-100% Dim and On/Off Switch, Includes Lithium Battery (Type CR1620), Black Finish
C RSL-WLD-1WAL-LA-1	0-100% Dim and On/Off Switch, Includes Lithium Battery (Type CR1620), Light Almond Finish
<b>Required Component: Must purchase the Universal Receiver in order to operate the Deco Wall Dimmer</b>	
D RSL-WLD-1REC-1	60 Watts, 12VDC, Universal Receiver (Must purchase to operate Deco Wall Dimmer)




# ACCESSORIES



## Micro Dimmer

- Single zone wireless dimmer
- Sleek Black or Nickel finish
- Easy to replace, long life lithium battery
- 65 ft. range of control from dimmer to receiver
- Mounting case can be mounted with screws or to a metallic surface
- A single dimmer can be programmed to up to 10 different receivers; a single receiver can be programmed to up to 8 different dimmers
- Required Component: Universal Receiver, must purchase to operate Micro Dimmers

**FREEDiM**  
WIRELESS CONTROL



Item #	Description
A RSL-WLD-1RND-BL-1	0-100% Dim and On/Off Switch, Includes Lithium Battery (Type CR2025), Black Finish
B RSL-WLD-1RND-NI-1	0-100% Dim and On/Off Switch, Includes Lithium Battery (Type CR2025), Nickel Finish
<b>Required Component: Must purchase the Universal Receiver in order to operate the Micro Dimmer</b>	
C RSL-WLD-1REC-1	60 Watts, 12VDC, Universal Receiver (Must purchase to operate Micro Dimmer)



# ACCESSORIES



## Multi-Zone Remotes

- Independent control of three or six lighting zones (respectively) from single remote
- Program additional Receivers to separate the lighting in a room into multiple Zones that you can control independently
- Set brightness levels of all of the Zones to a desired level then save as a "Scene"
- Integrated magnet allows for mounting to refrigerator or other metallic surfaces
- Includes: magnetic mounting tray that can be screw mounted
- 65 ft. range of control from remote to Receiver
- Required Component: Universal Receiver, must purchase to operate Multi-Zone Remotes

**FREEDiM**  
WIRELESS CONTROL



(A) 3-Zone Remote



(B) 6-Zone Remote



Magnetic Mounting Tray

Item #	Description
A RSL-WLD-3RMT-BL-1	3-Zone Remote Dimmer, 0-100% Dim and On/Off Switch, Includes Magnetic Mounting Tray and Lithium Battery (Type CR2032)
B RSL-WLD-6RMT-BL-1	6-Zone Remote Dimmer, 0-100% Dim and On/Off Switch, Includes Magnetic Mounting Tray, <b>batteries not included</b> (Uses 3 AAA Batteries)
<b>Required Component: Must purchase the Universal Receiver in order to operate the Multi-Zone Remotes</b>	
C RSL-WLD-1REC-1	60 Watts, 12VDC, Universal Receiver (Must purchase to operate Multi-Zone Remotes)






# ACCESSORIES

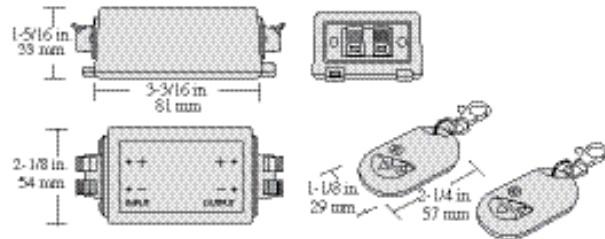
## 12VDC Remote Control Dimmers

Remote Control LED Dimmers feature radio-frequency, remote-control dimming to adjust lights from anywhere in the room up to 30' (9 m). The remote control provides on/off power and dims lights from 100%-1%.



## Universal Remote Dimmer

- Controls up to 5A/60W of LED lighting
- Features a built-in memory that recalls the last setting when turned on
- Comes with two remote controls (one extra, as a backup)
- No line of sight required
- Can control multiple dimmers in same room with single remote control for universal dimming



## Dedicated Remote Dimmer

- Controls up to 5A/60W of LED lighting
- Features a built-in memory that recalls the last setting when turned on
- No line of sight required
- Comes with two remote controls (one extra, as a backup) that are synchronized to control the same dimmer
- Can use multiple independently controlled dimmer in the same room

**\* Recommended not to exceed 3 per room**

Placement of multiple dimmers in a room may be critical for proper function depending on set-up and obstacles.

Item #	Description
RSLEDDIMRM12V8A1	LED Dedicated Remote Control Dimmer
RSLEDDIMRM12V8AU1	LED Universal Remote Control Dimmer

Both models of the Remote Control LED Dimmer provide on/off power and dim lights from 100%-1%. The dedicated Remote Control independently controls one specific dimmer in a room. The Universal Remote Control (U) controls multiple dimmers in a room.

## Dual USB Charging Station

- USB charging station ties into Tresc
- Max. load capacity = 1 port x 2.1Amp or 2 ports x 1.05 Amp
- 79" start cord is attached
- Two interchangeable face plates included (Black & Nickel)
- Draws 10W at max capacity while charging
- Has auto shut-off
- Size: 28mm (1-7/64") Diameter Body x 32mm (1-1/4") Height
- Face Plate Size: 37mm (1-29/64")



Item #	Description
RSLHUSB2-BLNI-1	USB Charging Station w/2 Ports, Recess Mounted, 79" Wire, Black or Nickel Finish



# ACCESSORIES

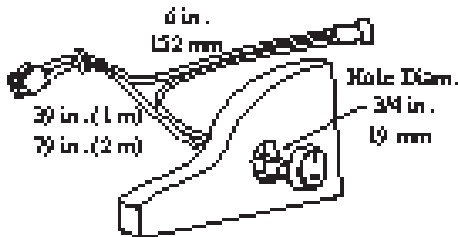
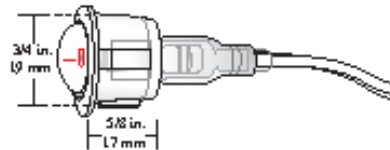
## Round Switch - 12V



Front View



Available in White & Black

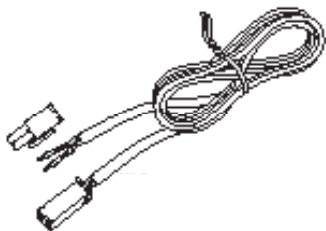



Item #	Description
RSLRDSW-2M-BL-1	Black Rocker Switch w/ 79" (2 m) Lead, 12VAC/DC
RSLRDSW-2M-WH-1	White Rocker Switch w/ 79" (2 m) Lead, 12VAC/DC

3/4" (19mm) hole required.

## Starter/Extension Cord

- Low-voltage wire
- Used to extend the starter leads for any Tresco 12VDC lights
- Eight lengths to choose from



Hole size: 1/2" (13 mm) required

Item #	Description
RSLLDINKD-8-1	3" (8 cm) 12VDC Starter/Link/Extension Cord
RSLLDINKD-15-1	6" (15 cm) 12VDC Starter/Link/Extension Cord
RSLLDINKD-25-1	10" (25 cm) 12VDC Starter/Link/Extension Cord
RSLLDINKD-30-1	12" (30 cm) 12VDC Starter/Link/Extension Cord
RSLLDINKD-60-1	24" (60 cm) 12VDC Starter/Link/Extension Cord
RSLLDINKD-120-1	48" (120cm) 12VDC Starter/Link/Extension Cord
RSLLDINKD-180-1	72" (180cm) 12VDC Starter/Link/Extension Cord
RSLLDINKD-245-1	96" (245 cm) 12VDC Starter/Link/Extension Cord

# POWER SUPPLIES

## Commercial Grade Power Supplies

12V DC power supply is equipped with mounting block that allows for easy snap-in connections and includes a standard 110/120V cord and plug.

### Worldwide use 100V-240V




UK



EU

Other cord sets available upon request.




One mounting block included. Add mounting blocks to utilize the full capacity of the power supply.

#### Features:

- Short circuit protection\*
- 12V DC output, constant voltage
- Overcurrent protection
- Overload protection\*
- RFI protection
- 50,000 hour life supply
- Dimmable on trailing edge (12V side)
- Class 2 or LPS

\* Automatic reset (no fuses)

All parts included with purchase of power supply.



Item #	Description
RSLDC-ELT18-CON-1	18W Power Supply with 6 AMP Ports Mounting Block
RSLDC-ELT60-CON-1	60W Power Supply with 6 AMP Ports Mounting Block
RSLTRANS-MNT-BL-1	Extra 6-Snap Mounting Block

## 12W



#### Features:

- Short circuit protection\*
- 12V DC output, constant voltage
- Overload protection\*
- Dimmable on trailing edge (12V side)
- Class 2

\* Automatic reset (no fuses)



Item #	Description
RSLDC-ELT12-CON-1	12W Power Supply with 6 AMP Ports Mounting Block

# POWER SUPPLIES

## Wall Dimmable LED Power Supply

- Dimmable by standard LED wall dimmers
- Electronic units are lower profile and generate less heat than magnetic transformers
- Available in 12W and 50W models
- Quiet operation (no humming)
- Works with all Tresco 12VDC dimmable LED fixtures
- One 6-Snap Mounting Block included
- No minimum load requirements
- Class 2 with short circuit and automatic reset



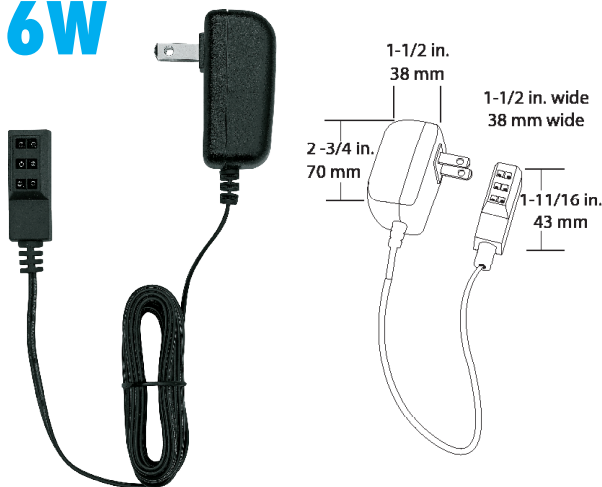
Compatible Tresco Wall Dimmers  
(See page 19)



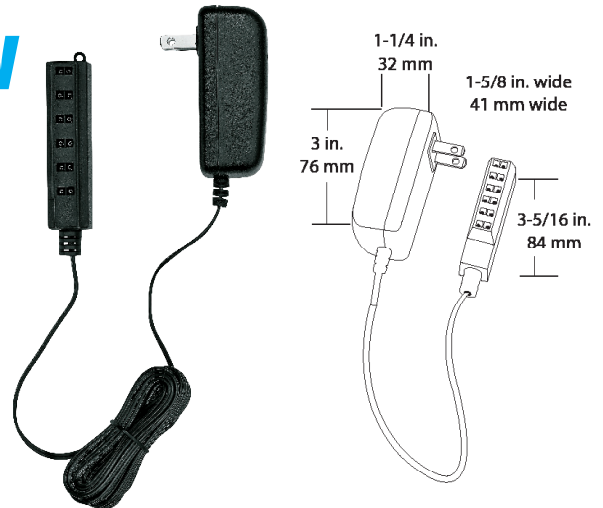
Item #	Description
RSL-DCE12D-CON-1	12W Wall Dimmable Hardwire Power Supply with 6 AMP Ports
RSL-DCE50D-CON-1	50W Wall Dimmable Hardwire Power Supply with 6 AMP Ports

## Equiline Power Supplies

**6W**



**15W**



Features:

- Short circuit protection\*
- 12VDC output, constant voltage
- Overload protection\*
- Dimmable on trailing edge (12V side)
- Class 2 or LPS

\*Automatic reset (no fuses)


Item #	Description
RSLDC-ELT6WP-CON1	6W Wall Mount Power Supply with 3 AMP Ports Mounting Block
RSLDC-ELT15WP-CON1	15W Wall Mount Power Supply with 6 AMP Ports Mounting Block

# BATTERY OPERATED LED LIGHTS

## Pulse

### Specifications

- Lumens: 40
- Lamp Life: 20,000
- Mounting: Surface
- Warranty: 3 years
- Beam Angle: 40°
- Motion Detection Range: 79"
- Motion Detection Angle: 120°
- "On" Time: 10 Seconds
- Battery operated (8 x AAA included)
- Integrated Motion Sensor
- Easily detachable magnetic mounting bracket
- Size: 100mm (3-15/16")W x 100mm (3-15/16")L x 16mm (5/8")H




Item #	Description
RSL-HPULSE-WNI-1	0.8W, LED Square Light w/Motion Sensor, Battery Operated, 3000K
RSL-HPULSE-CNI-1	0.8W, LED Square Light w/Motion Sensor, Battery Operated, 5000K



## Fit

### Specifications

- Lumens: 32
- Lamp Life: 20,000
- Mounting: Recess
- Warranty: 3 years
- Beam Angle: 40°
- Motion Detection Range: 79"
- Motion Detection Angle: 110°
- "On" Time: 10 Seconds
- Battery operated (5 x AAA included)
- Integrated Motion Sensor
- Size: 45mm (1-49/64")W x 250mm (9-27/32")L x 10mm (29/64")H



Item #	Description
RSL-HFIT-WNI-1	0.8W, Recess Mount Linear Light w/Motion Sensor, Battery Operated, 3000K
RSL-HFIT-CNI-1	0.8W, Recess Mount Linear Light w/Motion Sensor, Battery Operated, 5000K



## Alpha

### Specifications

- Lumens: 26
- Lamp Life: 20,000
- Mounting: Surface
- Warranty: 3 years
- Beam Angle: 53°
- Motion Detection Range: 79"
- Motion Detection Angle: 50°
- "On" Time: 10 Seconds
- 5VDC Mini USB Rechargeable Battery
- Integrated Motion Sensor
- Twist and lock mounting bracket
- Pivoting light face
- Size: 65mm (2-35/64")W x 80mm (3-9/64")L x 13mm (33/64")H



Item #	Description
RSL-HALPHA-WNI-1	0.8W, LED Square Light w/Motion Sensor, Rechargeable Battery, 3000K
RSL-HALPHA-CNI-1	0.8W, LED Square Light w/Motion Sensor, Rechargeable Battery, 5000K



# TRESCO LIGHTING ORDERING GUIDE

Würth Baer Supply  
 909 Forest Edge Drive  
 Vernon Hills, IL 60061  
 T: 800-289-2237  
 F: 888-558-2237  
[www.wurthbaersupply.com](http://www.wurthbaersupply.com)

**Other locations:**

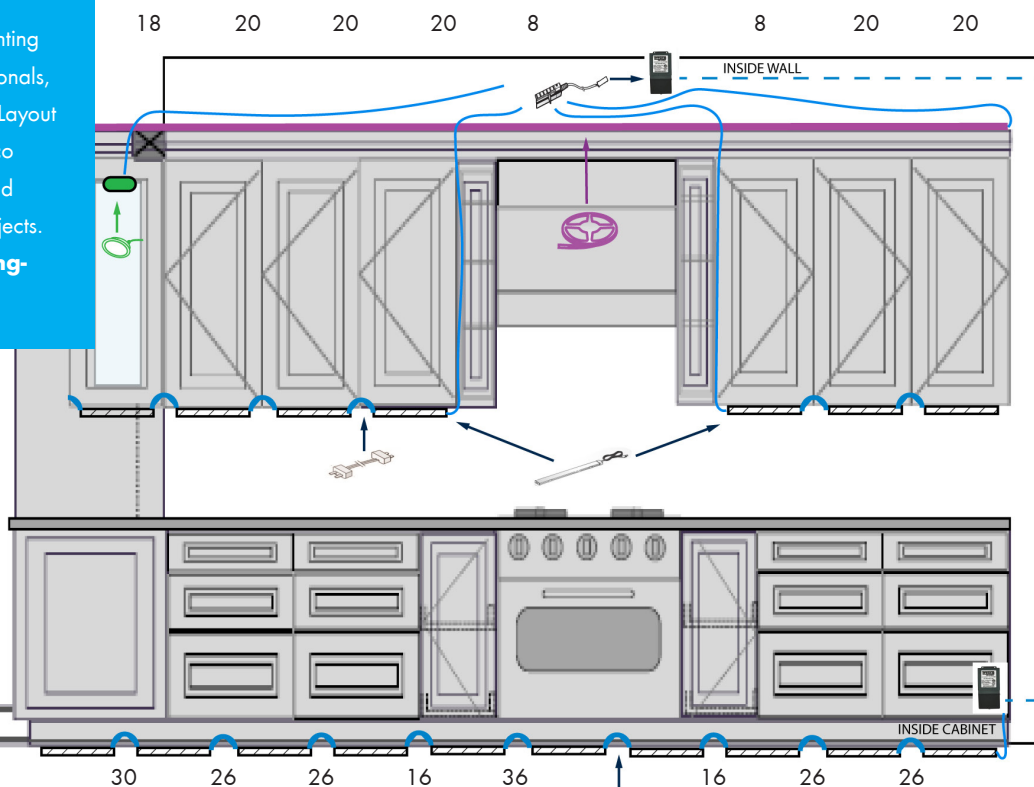
West Haven, CT  
 Elk Grove Village, IL  
 Indianapolis, IN  
 Versailles, KY  
 Livonia, MI  
 Eagan, MN

Fenton, MO  
 Kansas City, MO  
 Londonderry, NH  
 Edison, NJ  
 Pennsauken, NJ  
 Syracuse, NY  
 Guilderland Center, NY

Brooklyn Heights, OH  
 Columbus, OH  
 Middletown, OH  
 Bethlehem, PA  
 Harrisburg, PA  
 Rumford, RI  
 Pewaukee, WI

## NOW OFFERING **FREE** LIGHTING LAYOUT ASSISTANCE!

Because application of LED lighting is new to many design professionals, Tresco is now offering Lighting Layout Assistance to help specify Tresco products for both residential and commercial lighting design projects. [trescolighting.com/lighting-layout-request](http://trescolighting.com/lighting-layout-request)



-  FlexTape
-  Power Supply
-  Wall Dimmers
-  Starter Cords
-  Link Connector
-  SimpLED
-  SimpLED Connector