

A kitchen scene featuring grey cabinets, a patterned backsplash, and a countertop with various kitchen items. The cabinets are a light grey color with a classic panel design and silver handles. The backsplash is made of small, light-colored tiles with a repeating geometric pattern of gold dots. On the countertop, there is a white ceramic pot with a lid, a wooden cutting board, and a white ceramic pitcher filled with wooden utensils. The floor is made of light-colored wood planks.

THE
MASTERPIECE[®]
COLLECTION



MERILLAT CABINETRY

THE
MASTERPIECE®
COLLECTION

OUR
VERY
BEST



MERILLAT CABINETS



04 KITCHEN
62 BATH
74 DOOR STYLES
94 FINISHES
106 CONSTRUCTION

The Masterpiece® Collection gives you precisely the details you need to perfect your design. It's all of our best thinking, in the form of cabinetry.





PEBBLE GREY
MAPLE



HUSK
CHERRY



KITCHEN

MAKE YOUR DESIGN A MASTERPIECE.

When you open your home to The Masterpiece® Collection, you're opening a world of thoughtful design, incredible flexibility, and the very best from Merillat Cabinetry. This beautifully complete line gives you and your designer the palette to build a space to suit your life. With exceptional attention to detail and functionality, The Masterpiece® Collection offers modern and timeless products, finishes, and solutions to bring your dream design to life.








PEBBLE GREY
MAPLE



BALTIC
OAK





DOVE WHITE
HIGH-GLOSS FOIL





HUSK
CHERRY



SAWYER




LINEN
MAPLE



BALTIC
CHERRY





SLATE
MAPLE



E
FOR
AS
EYE
EAM
EAR
HIT
EAT

FRIDAY
SUNDAY
MONDAY
TUESDAY
WEDNESDAY
THURSDAY




MOONSHINE
MAPLE



ONYX
MAPLE





VINTAGE ONYX
CHERRY




HUSK
RUSTIC ALDER






HUSK
CHERRY



DOVE WHITE
EVERCORE*





CANNON GREY
CHERRY





SUNSET
CHERRY





CANNON GREY
WOOD-GRAIN FOIL



DOVE WHITE
WOOD-GRAIN FOIL





SURFSIDE
MAPLE





BALTIC
CHERRY



LINEN
MAPLE






LAGOON
MAPLE



MOONSHINE
MAPLE





CANVAS
MAPLE



ONYX
MAPLE





MIDNIGHT
MAPLE



PEBBLE GREY
MAPLE



VEGA



GREYLOFT
MAPLE




CANVAS
COCOA GLAZE
MAPLE






MOLASSES
CHERRY




AGED CONCRETE
MAPLE





DOVE WHITE
EVERCORE®



GREYLOFT
EVERCORE®





AGED CONCRETE
MAPLE



ENHANCE YOUR MASTERPIECE.

Creative solutions for your storage challenges, with beautiful details to finish the look.



Photo Left: Tall Swing-out Pantry
Cleaning Storage
Message Center
Combination Drawer Divider



CORNERS.



CHROME LAZY SUZAN



CORNER DRAWERS



CORNER WOOD SWING-OUT



EASY REACH SUPER SUSAN



EASY REACH CHROME SUPER SUSAN



CHROME SWING-OUTS



WOOD SWING-OUTS

PULL-OUTS.



NARROW SPICE PULL-OUT



CLEANING STORAGE



PULL-OUT TRAY STORAGE



PULL-OUT UTENSIL STORAGE



PULL-OUT UTENSIL STORAGE WITH KNIFE BLOCK



PANTRY PULL-OUT



LITER BOTTLE STORAGE



TALL PANTRY PULL-OUT

WASTEBASKETS.



12" WASTEBASKET
STORAGE



UNDER-SINK DOUBLE
WASTEBASKET



UNDER-SINK SINGLE
WASTEBASKET



AUTO-OPEN SINGLE
WASTEBASKET



AUTO-OPEN DOUBLE
WASTEBASKET



DOUBLE WASTEBASKET
STORAGE



WASTEBASKET /
RECYCLING CENTER

SPICES.



TIERED SHELF



DOOR SPICE RACK



SPICE DRAWER



SPICE STORAGE



SPICE CADDY



SPICE SHELF

SMART STORAGE.



TIERED DRAWER STORAGE



ANGLED UTENSIL ORGANIZER



DRAWER DIVIDER



COMBINATION DRAWER DIVIDER



K-CUP® ORGANIZER



CHARGING DRAWER



MULTI-SIZED DEEP DRAWER ORGANIZERS



MULTI-SIZED DRAWER ORGANIZER WITH RUBBERMAID® CONTAINERS



DRAWER & ROLL-OUT TRAY ORGANIZERS



OXO CANISTER DRAWER STORAGE



PEGGED DRAWER ORGANIZER



COOKING CENTER



KNIFE DRAWER AND CUTTING BOARD



WALL APPLIANCE GARAGE



AUTO-OPEN CABINET WITH TRAY DIVIDERS

ROLL-OUTS.



OXO CANISTER ROLL-OUT STORAGE



UNDER-SINK ROLL-OUT TRAY



CHROME DELUXE ROLL-OUT TRAY



PANTRY ROLL-OUT



DELUXE ROLL-OUT TRAY



ROLL-OUT TRAY DIVIDER


POTS & PANS.



POTS AND PANS ORGANIZER



CHROME PULL-OUT RACK



TIERED PAN PULL-OUT



FRONT AND SIDE ACCESS DOORS



UNDER-RANGE DRAWERS



ADJUSTABLE DRAWER DIVIDERS



DEEP DRAWERS WITH ROLL-OUT TRAYS

PANTRY.



WALL MULTI-STORAGE PANTRY



TALL SWING-OUT PANTRY



UNDER-COUNTER SWING-OUT PANTRY



BREAD BOX



WINE STORAGE



MIXER SHELF



K-CUP® ORGANIZER

UTILITY.



TOE KICK DRAWER



STEP STOOL CABINET



UNDER-SINK DOOR STORAGE



COREGUARD® SINK BASE



SHALLOW CLEANING STORAGE CABINET



CLEANING STORAGE CABINET



MESSAGE CENTER WITH CHARGING STATION



MESSAGE CENTER



SLIDING TOWEL BAR

DECORATIVE.



EMPIRE MOLDING
COLLECTION (CROWN
AND STARTER)



EMPIRE MOLDING
COLLECTION (LIGHT
RAIL)



EMPIRE MOLDING
COLLECTION (LEG)




TRANSITIONAL ISLAND
END



GATEWAY ISLAND END



TAPERED LEG ISLAND
END



COVE FLOATING
SHELVES



STERLING FLOATING
SHELVES



FLOATING SHELVES



BOOKCASE ISLAND END



FURNITURE BOOKSHELVES



WALL HOOD CABINET RUN



WALL CHIMNEY HOOD



WALL BOX HOOD WITH COVE VALANCE



WALL HOOD RECESSED PANEL



SIDE CABINET OPEN SHELVES



BATH

OPEN THE NEXT LEVEL.

This line gives you options to create a space centered around your routine. Whether it's a modern retreat or an energizing start to your morning, The Masterpiece® Collection gives you the versatility to create your ideal bath.








GREYLOFT
SABLE GLAZE
MAPLE





BALTIC
CHERRY





CANNON GREY
CRAFTED OAK



SYLVAN



KAFFÉ
MAPLE



BATH FEATURES

VANITY OPTIONS.



U-SHAPED DRAWER



DRAWER DIVIDERS



TIERED DRAWER STORAGE




PULL-OUT APPLIANCE ORGANIZER



PULL-OUT ORGANIZER



PULL-OUT HAMPER



DOUBLE WASTEBASKET STORAGE



DOOR STYLES.

The style of cabinetry you choose plays a significant role in the ultimate feel of the room. From understated to rich in detail, The Masterpiece® Collection offers door styles that complement—and complete—any look.

In addition, new foil options, suede finishes, and wood types like Rustic Alder mean you have even more freedom to create a fitting combination for your home. And with dozens of styles, this collection achieves both modern and classic spaces beautifully.



SELECT YOUR STYLE.

Choosing the right door for your design starts with six basic styles, each achieving a distinct look. Different styles hold finishes uniquely and make the difference between classic and modern designs.



RECESSED

A recessed panel door has a flat panel set back inside the frame of a door.



RAISED

A raised panel door has a panel that rises in the center and is somewhat decorative.



SLAB

A slab-style door has the look of a single piece of wood with no panel or decoration. Drawer fronts are also available as slab on many styles.



SHAKER

Shaker is a style term given to specific door styles that provide a clean, orderly, and simple look.



FULL-OVERLAY

A full-overlay door style has very little cabinet frame showing around each door and drawer front, creating a seamless look.



HALF-OVERLAY


A half-overlay door style shows some cabinet frame around each door and drawer front.

WOOD TYPES.



ALDER-RUSTIC (RA)

Commonly used for a rugged look with knotholes, burls, and mineral streaks. Can create a modern industrial look with a darker finish.




CHERRY (C)

Brings a rich, elegant feel. Common in fine furniture. Darkens or “mellows” with age. May contain small knots for added character.



HICKORY (H)

The hardest wood with the widest color variation. Random burls, knots, and mineral streaks give each hickory kitchen a unique sensibility.




HICKORY-RUSTIC (RH)

Includes a combination of open knots, wormholes, dramatic color contrast and mineral streaks. These characteristics occur naturally.



MAPLE (M)

A go-to wood species—very uniform and predictable. Therefore takes lighter stain and paint colors well.



OAK (O)

Another popular, versatile wood with rich textures and grain patterns that lends itself to practically any application.



QUARTERSAWN (Q)

This technique of cutting a tree at a nearly 90° angle creates a parallel and orderly feel to the grain—as opposed to the natural variances in the grain you'll find with traditional woods.



EVERCORE® (E)

Want an especially smooth painted finish, with no cracks or shifts in the center panel? Extra-solid EverCore® doors and drawer fronts—made by super-compressing wood fibers—have no grain, and react less to temperature and humidity compared to regular wood.



CRAFTED HARDWOOD VENEER (CR)

This new veneer is designed for a more consistent color and grain pattern on every door. It's engineered to give the look of Quartersawn Maple, Oak, or Cherry and is less susceptible to the expanding and contracting that comes with solid wood.



ATTICUS*
H/M/O



BRISTOW
CR



BURTON*
C/H/M/O/E



CAPARO
C/M



CIMMARON*
RA/C/RH/M/O



COLESON
C/M

* shown with optional drawer front



EPIC
C/M/E



FAIRLANE*
RA/C/H/M/O/E



FALLON
C/M/O



FOX COURT*
C/H/M/O



GALLINA*
C/M



GANON
RA/C/H/M/O/E



HADLEY
C/M



HARMOND
C/M/O



HURLEY
C/M



JADE
C/M



JARVIS
C/M



JENNINGS
C/M

* shown with optional drawer front



KNOXVILLE
C/M/E




LEVAN
C/M



LUCCA
C/M



MARTEL
RA/C/H/M/O/E



MESA*
QO



MONTRESANO*
RA/C/M/QO/E



RATHBUN
C/M



RIVERSIDE
C/M



ROCKWELL*
C/M



SAWYER
C/M



SYLVAN
RA/C/H/M/O/E



TEMORA
C/M

* shown with optional drawer front



TOWNLEY*
RA/C/H/M/O/E



TURNER*
RA/C/M/QO



VEGA
C/M





CARLIN



HINCLEY



LADON



DOVE WHITE

WOOD-GRAIN FOIL


Wood-grain foils achieve a contemporary look with the texture of abstract wood-grain.



CANNON GREY



MAXUM




DOVE WHITE

HIGH-GLOSS FOIL

If you're considering a contemporary look, high-gloss foil can bring that modern, high-design feel to your kitchen.




CAPRI



GLENCOE




SALINE



WHITE

THERMOFOIL

A uniform, consistent, durable, and easy-to-clean finish. Great for laundry rooms, mudrooms, bathrooms, or other working spaces.



CREAM

Cream Finish:
Available only with Glencoe and Winterport door styles



SAVONA




WINTERPORT (SQUARE)



WINTERPORT (ARCH)







CASTLEGATE
MULLION




EVANSVILLE
MULLION



HEWITT
MULLION




PALLADIA
MULLION




RALEIGH
MULLION



SHOWCASE
MULLION



TRADITIONAL
MULLION



VISTA
MULLION



CROSSROADS
ETCHED



LISBON
ETCHED



PRAIRIE
ETCHED




SATINA
ETCHED



CHATEAU
CAMED




CLASSIC
CAMED




PALISADES
CAMED



PENROSE
CAMED



VICTORIAN
CAMED




YORKSHIRE
CAMED






BISTRO
GLASS




PRISM
GLASS



SHADOW
GLASS



MODERN
FROSTED



ANTIQUITY
LAYERED
GLASS



MIRAGE
LAYERED
GLASS



SILK
LAYERED
GLASS



WINTERSDAY
LAYERED
GLASS



CASCADE
TEXTURED
GLASS



DOLACE
TEXTURED
GLASS



MODERN
TEXTURED
GLASS



MOIRÉ
TEXTURED
GLASS



RAVENNA
TEXTURED
GLASS



STYX
TEXTURED
GLASS



VAUXHALL
TEXTURED
GLASS



CHALKBOARD



FRESCO
ALUMINUM
FRAME



VETRO
ALUMINUM
FRAME





FINISHES

FINISHES.

We believe the way cabinetry is finished is just as important as the material from which it's made. That's why every piece of cabinetry is hand-finished by our skilled craftspeople. Whether it's hand-spraying, rubbing, detailing, or distressing, the artistry put into each piece ensures that your cabinetry will be a Masterpiece—and completely unique to your home.

MASTERC OAT™ FINISHING SYSTEM.

To ensure a lifetime of quality, our proprietary MasterCoat™ Finishing System runs through every aspect of our manufacturing process. Beginning with wood selection, to carefully applied paints and stains, through our proprietary topcoat, this process means your cabinetry is crafted to last.




PAINTS.

For a smooth, even look, paints give you control over the exact color of your cabinetry and achieve a uniform feel.




PAINTS WITH GLAZE

The glazing process adds visual depth and interest in the corners, crevices, and ridges of the cabinetry, bringing out unique qualities of each design. Since it's applied by hand, no two doors are exactly the same.



VINTAGE PAINT

A finish that gives a painted door a sense of history and the feeling of being well-loved. The door's distressed and sanded corners allow a little of the original wood to show through.




PAINTS WITH SUEDE TOPCOAT

A suede topcoat softens the tone of the paint with a matte finish. Like our standard topcoat, a suede topcoat provides durability and resistance to scuffs, stains, UV fade, and cleaning chemicals.



DOVE WHITE



DOVE WHITE W/
CINDER GLAZE




DOVE WHITE W/
COCOA GLAZE



VINTAGE DOVE
WHITE*



CANVAS



CANVAS W/
CINDER GLAZE



CANVAS W/
COCOA GLAZE



VINTAGE
CANVAS*



SURFSIDE



MOONSHINE



MOONSHINE W/
CINDER GLAZE



MOONSHINE W/
COCOA GLAZE



VINTAGE
MOONSHINE*



LINEN



LINEN W/
CINDER GLAZE



LINEN W/ COCOA
GLAZE



VINTAGE LINEN*



BURMESE



LAGOON

All paints and stains are shown on
Maple unless marked otherwise.

* Shown on Cherry



BONSAI



PEBBLE GREY



PEBBLE GREY W/
COCOA GLAZE



VINTAGE PEBBLE
GREY*




GREYLOFT




GREYLOFT W/
SABLE GLAZE




VINTAGE
GREYLOFT*



MIDNIGHT



MIDNIGHT W/
ONYX GLAZE



VINTAGE
MIDNIGHT*



ONYX



VINTAGE ONYX*

All paints and stains are shown on
Maple unless marked otherwise.

* Shown on Cherry

AGED TECHNIQUE.

Our aged technique achieves the look of well-loved cabinetry. Each piece is hand sanded before our artisans apply distressing effects, including edge rasping, worm holes, softened corners and edges, and random dent patterns. Next comes the color - paint and glazes add beauty and dimension and a dry-brushing technique creates a subtle linear accent. Burnishing material is then used to accent the softened corners and edges. Prior to the final step, fly speck is applied randomly to add depth and dimension to the finish. We top it off with our suede topcoat for a beautiful matte finish. Because every detail is hand applied, no two pieces will ever look alike.



AGED PAPHYRUS



AGED CONCRETE



AGED RIVER
ROCK

STAINS.


Stains come in a range of colors to enhance the natural grain, swirls, and texture distinct to each species.




NATURAL



HONEY SPICE




FAWN**



DISTRESSED
FAWN**



PRALINE



PRALINE W/
ONYX GLAZE



DISTRESSED
PRALINE




STAINS WITH GLAZE


Glazing adds depth and dimension to a door. It's done by hand-spraying a flood coat of glaze over the entire base stain, then hand-wiping and detailing the door so the glaze stays in the cracks, crevices, and grain-lines.




GINGER




GINGER W/
SABLE GLAZE



DISTRESSED
GINGER




CINNAMON*




CINNAMON W/
ONYX GLAZE



DISTRESSED
CINNAMON



SUNSET*



DISTRESSED
SUNSET*



HUSK*



DISTRESSED
HUSK*




BALTIC*




DISTRESSED
BALTIC*

All paints and stains are shown on
Maple unless marked otherwise.

* Shown on Cherry
** Shown on Oak



SADDLE



DISTRESSED
SADDLE



COGNAC



DISTRESSED
COGNAC




DISTRESSED STAIN


Distressing mimics the imperfections of reclaimed wood by adding wormholes, softened corners, rasped edges, and other deliberate methods of loosening the sense of uniformity; all done by hand. A suede topcoat is standard.




CHESTNUT




CHESTNUT W/
ONYX GLAZE



DISTRESSED
CHESTNUT



CHOCOLATE*



CHOCOLATE W/
EBONY GLAZE*



DISTRESSED
CHOCOLATE




CANNON GREY**



DISTRESSED
CANNON GREY**




AUTUMN BLUSH*



AUTUMN BLUSH
W/ ONYX GLAZE*




DISTRESSED
AUTUMN BLUSH*



KAFFÉ




DISTRESSED
KAFFÉ




SLATE




DISTRESSED
SLATE



PEPPERCORN




DISTRESSED
PEPPERCORN



MOLASSES



DISTRESSED
MOLASSES



STAINS WITH SUEDE
TOPCOAT

A suede topcoat softens the overall color tone of a stain with a matte finish. Like our standard topcoat, a suede topcoat provides durability and resistance to scuffs, stains, UV fade, and cleaning chemicals.

All paints and stains are shown on
Maple unless marked otherwise.

* Shown on Cherry
** Shown on Oak

DECORATIVE HARDWARE.

In great design, the details make the difference. The Masterpiece® Collection offers hardware that complements or adds a pop of personality to the space. See more of our finishing touches at Merillat.com.





BALUSTER




FORDHAM



JERICO




MODE (PULL)



MODE (KNOB)




SMITHWICK



TIDE



TRUNK



WATERTON

EXCEPTIONAL QUALITY IS BUILT IN.

The Masterpiece® Collection is made exceptional through its construction. From the added strength of our 90-lb rated door slides to the durability made possible through our MasterCoat™ finishing system, quality is at the heart of all we do.





MASTERCOAT™
FINISHING SYSTEM



I-BEAM CONSTRUCTION



SOLID-WOOD DOVETAIL
DRAWERS




DEEP DRAWER BOXES



90-LB DRAWER SLIDES



FULL EXTENSION
DRAWERS




SOFT-CLOSING DRAWERS
AND DOORS

LEARN MORE.

Visit Merillat.com to see all of the benefits that The Masterpiece® Collection has to offer.

FOLLOW US AND GET INSPIRED.

Follow Merillat Cabinetry on Facebook, Twitter, Houzz, and Instagram for design inspiration and tips to make your space both functional and beautiful.



THE MASTERPIECE[®] COLLECTION ONLINE.

Head to Merillat.com to see all Merillat Cabinetry has to offer. Our site provides you with many ways to inspire organizational solutions with beautiful cabinetry options. Here, you can:

- View inspirational designs and photos.
- Download floor plan drawings from featured kitchens to gather design ideas.
- Visualize door styles by wood species and finish.
- Use the “Features & Accessories for Your Lifestyle” to view organizational solutions by room type.
- Learn about wood characteristics, installation, and dos and don’ts of cabinetry care.



MERILLAT CABINETRY

THE
MASTERPIECE®
COLLECTION

LIFETIME

LIMITED WARRANTY



MERILLAT CABINETRY

BUILT FOR LIFE.

When you purchase cabinetry from The Masterpiece® Collection, you're investing in the overall quality, comfort, and beauty of your home. We take this responsibility seriously. Which is why we proudly stand behind our quality craftsmanship with a limited lifetime warranty. Your investment in The Masterpiece® Collection is protected for as long as you own it.

Review our full Limited Lifetime Warranty or register your warranty at

Merillat.com/customer-support/warranty-info.html

Kitchen Cabinet Manufacturers Association



All products report the achievement. For ESP program criteria, visit greensourceinc.org.





MERILLAT CABINETS

MERILLAT.COM

@MERILLAT



Actual colors may vary slightly due to printing limitations.
For full color accuracy, please visit your Merillat Cabinetry professional.

K-Cup® is a registered trademark
of Keurig Green Mountain, Inc.
Rubbermaid® is a registered trademark
of Rubbermaid Incorporated.
OXO is a product of OXO International, Ltd.

©2018 Masco Cabinetry LLC.
Printed in the USA (384990)

